



FTTx FIBER OPTIC SOLUTIONS

2020-V1.1

Headquarters: SHENZHEN FIBERLINK COMMUNICATION LIMITED

Add: RM 621, Bldg A, Pengnian Industrial Park, Liuxian Ave,
Nanshan District, Shenzhen City, 518055, China
Tel: +86-755-83582613 Fax: +86-755-83582381
E-mail: sales@fiberlinktech.com Website: www.fiberlinktech.com

Hongkong Office: FIBERLINK TECHNOLOGY LIMITED

Add: UNIT C, 9/F WINNING HOUSE, 72-74 WING LOK STREET,
SHEUNG WAN, HONGKONG
Tel: (852) 3110 3290 Fax: (852) 3110 3291
E-mail: sales@fiberlinktech.com

Company Profile

SHENZHEN FIBERLINK COMMUNICATION LIMITED is a leading supplier of complete, high-performance Fiber Optical products. Our team of highly skilled experts is focused on the design, development and distribution of Premise Solution to the customers worldwide. Our portfolio is among the industry extensive, keeping up of industry trends, including Fiber optic components, Fiber optic accessories to the whole fiber optic solution.

We leverage extensive preferred resources to meet customer needs on a local, regional and global level. FIBERLINK offers well-established sales, product development, manufacturing and logistics resources in China. Our engineering, development and manufacturing capabilities are organized into three product divisions, all serviced by FIBERLINK Global Sales and Marketing Division.

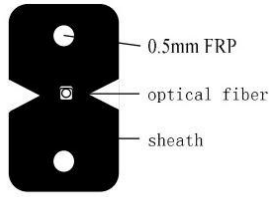
Interconnect Products Division: Develops and manufactures fiber optic components for a diverse range of applications. The division's products include Fiber optic connectors, patch cords and adapters, attenuators, Couplers, PLC Splitters, etc.

Solution Products Division: Known for providing Fiber Optic Communication Solution in the world, the Solution Products division focused on fiber accessories and systems, such as Fiber patch panel, Fiber termination box, Fiber distribution enclosure, Fiber optic splice closure, MPO system and FTTH solution products, etc.

FTTH Products Division: Professional providing FTTH Fiber Distribution product, include Flat drop cable, Fast Connector, Fiber Access Terminal box(FAT), Fiber Distribution box, Inline Splitter Enclosure, LGX High density Fiber Splicing frame, etc.

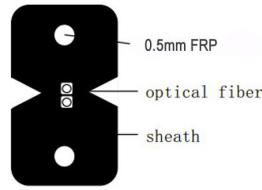


1. FTTH Indoor Optical Fiber Drop Cable (GJXFH)



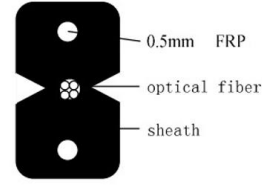
GJXFH-1B6

P/N: GJXFH-1B6



GJXFH-2B6

P/N: GJXFH-1B6



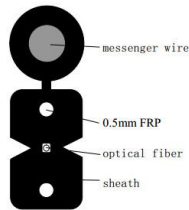
GJXFH-4B6

P/N: GJXFH-4B6

Technical Parameters

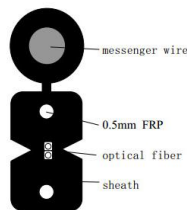
Drop Cable Type	GJXFH-1B6/2B6/4B6			
No. of fiber	1F-4F			
SM fiber	Fiber type	G657A1 or A2	Concentricity error	≤0.5um
	Cladding diameter	124.8±0.7um	Cladding non-circularity	≤0.7%
	Coating diameter	245±5um	Fiber color	standard spectrum
Central strength member	Material	FRP	Color	white
	Diameter	0.5mm	Qty	2
Out sheath	Material	LSZH	Color	black
	Diameter	2.0*3.0mm (1-4F)	Thickness	≧0.5mm

2. FTTH Self-support Figure 8 Outdoor Optical Fiber Drop Cable (GJXFCH)



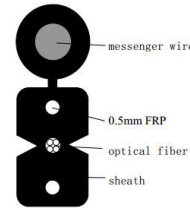
GJXFCH-1B6

P/N: GJXFCH-1B6



GJXFCH-2B6

P/N: GJXFCH-2B6



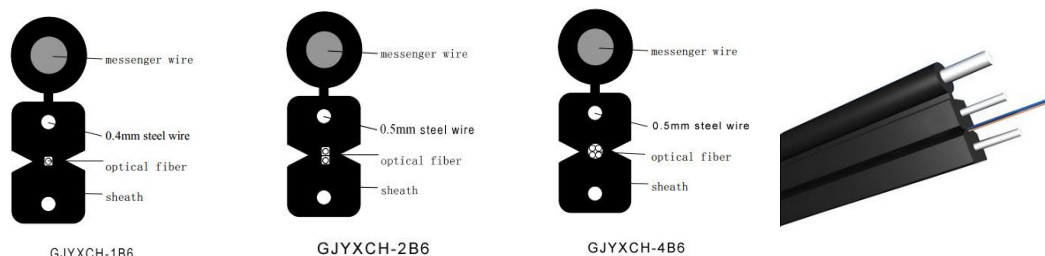
GJXFCH-4B6

P/N: GJXFCH-4B6

Technical Parameters

Drop Cable Type	GJXFCH-1B6/2B6/4B6/6B6			
No. of fiber	1F-6F			
SM fiber	Fiber type	G657A1 or A2	Concentricity error	≤0.5um
	Cladding diameter	124.8±0.7um	Cladding non-circularity	≤0.7%
	Coating diameter	245±5um	Fiber color	standard spectrum
Central strength member	Material	FRP	Color	white
	Diameter	0.5mm	Qty	2
Self support messenger wire	Material	bright steel wire or FRP	Diameter	1.0mm
Out sheath	Material	LSZH	Color	black
	Diameter	2.0*5.2mm (1-2F) 2.0*5.4mm (4, 6F)	Thickness	≧0.5mm

3. FTTH Outdoor Figure 8 Optical Fiber Drop Cable (GJYXCH)



Technical Parameters


Drop Cable Type	GJYXCH-1B6/2B6/4B6			
No. of fiber	1F-4F			
SM fiber	Fiber type	G657A1, A2	Concentricity error	≤0.5um
	Cladding diameter	124.8±0.7um	Cladding non-circularity	≤0.7%
	Coating diameter	245±5um	Fiber color	1 fiber: Green 2 fibers: Green & Yellow
Central strength member	Material	Steel wire	Diameter	0.4mm
Self support messenger wire	Material	Galvanized steel wire	Diameter	1.2mm
Out sheath	Material	LSZH	Color	Black, White or Grey
	Diameter	2.0*5.2mm (1-2F) 2.0*5.4mm (4F)	Thickness	≧ 0.5mm

4. FTTH Flat Drop Optical Fiber Cable with Single-tube

Technical Parameters

P/N	GYFBY-1B6 (2B6, 4B6---12B6)	GYFBRY-1B6 (2B6, 4B6---12B6)
Cable Structure		
Fiber Count	1-12 fibers	1-12 fibers
Sub-unit(PBT)	2.0mm LSZH	2.0mm LSZH
Strength Member	2*2.0mm FRP	2*1.2mm FRP
Cable Diameter (mm)	7.8±0.2×4.5±0.2mm	7.0±0.2×4.0±0.2mm
Outer Sheath	HDPE (or LSZH optional)	HDPE (or LSZH optional)
P/N	GYFTRY-1B6/2B6	GYFBRY-1B6 (2B6, 4B6---12B6)
Cable Structure		
Fiber Count	1 or 2 fibers	1-12 fibers
Sub-unit(PBT)	2.8mm LSZH	2.8mm LSZH
Strength Member	2*1.2mm FRP	2*1.2mm FRP
Cable Diameter (mm)	8.0±0.2×5.0±0.2mm	8.0±0.2×5.0±0.2mm
Outer Sheath	HDPE (or LSZH optional)	HDPE (or LSZH optional)

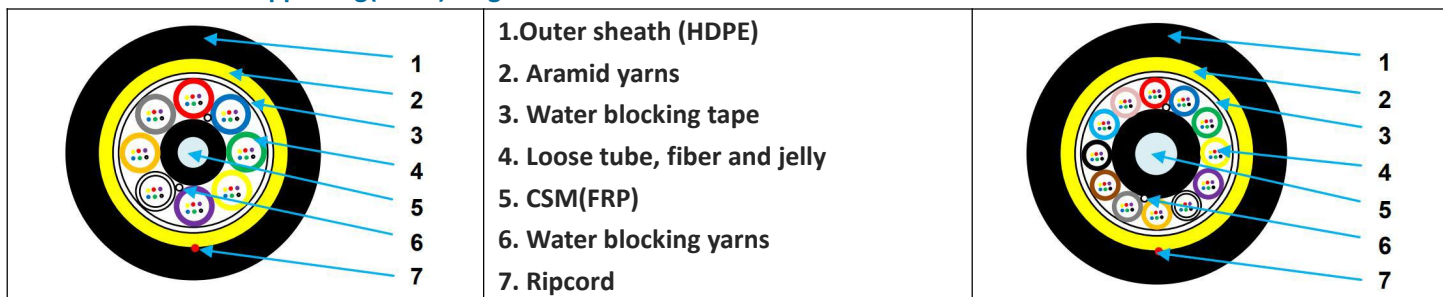
1. All Dielectric Self-supporting(ADSS) Double Sheath Cable



ADSS Double Sheath Cable Dimension and Parameter							
General Parameter		Unit	Nominal value value				
Fiber count (G.652D)		PC	4	8	12	24	48
Max. No of loose tube / Fillers		PC	1/4	2/3	1/5	2/4	4/2
Fiber No. per tube		PC	4	4	12	12	12
Central strength member		/	FRP*1.4±0.2mm		FRP*2.0±0.2mm		
Aramid Yarn		material	Kevlar		Kevlar		
Filler		mm	1.8±0.2		2.0±0.2		
Loose tube	Diameter	mm	1.8±0.2		2.0±0.2		
	Material	/	PBT		PBT		
Inner sheath	Thickness	mm	1.0±0.2		1.0±0.2		
	Material	/	MDPE		MDPE		
Outer sheath	Thickness	mm	1.8±0.2		1.8±0.2		
	Material	/	HDPE		HDPE		
	Cable OD	mm	11.0±0.5mm		13.0±0.5mm		
Max. allowable pulling force		N	3000		3000		
Crush resistance		N/100mm	300/1000		300/1000		

Remarks: The fibers per loose tube can be customized of 4, 6, 8, or 12 fibers.

2. All Dielectric Self-supporting(ADSS) Single Sheath Cable

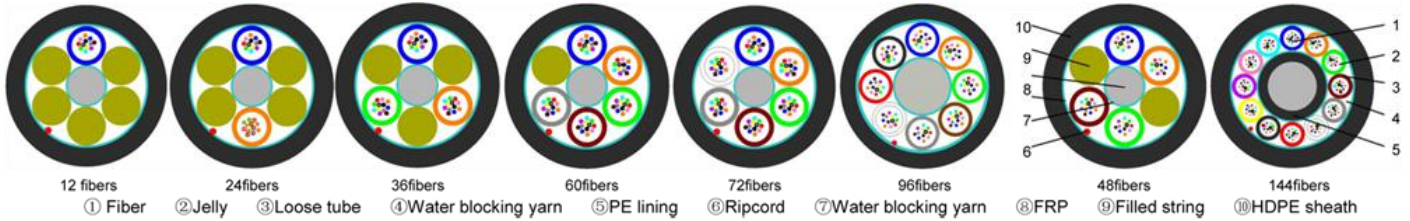


ADSS Single Sheath Cable Dimension and Parameter							
General Parameter		Unit	Nominal value value				
Fiber count (G.652D)		PC	12	24	48	96	144
Max. No of loose tube / Fillers		PC	2/4	4/2	8/0	8/0	12/0
Fiber No. per tube		PC	6	6	6	12	12
Central strength member		/	FRP*2.0±0.2mm		FRP*2.0±0.2mm		
Aramid Yarn		material	Kevlar		Kevlar		
Filler		mm	2.0±0.2		2.0±0.2		
Loose tube	Diameter	mm	2.0±0.2		2.0±0.2		
	Material	/	PBT		PBT		
Outer sheath	Thickness	mm	1.5±0.2		1.5±0.2		
	Material	/	HDPE		HDPE		
	Cable OD	mm	10.5±0.5mm	11.5±0.5mm	14.3±0.5mm	14.3±0.5mm	
Max. allowable pulling force		N	3000		3000		
Crush resistance		N/100mm	300/1000		300/1000		

Remarks: The fibers per loose tube can be customized of 4, 6, 8, or 12 fibers.

Overviews

Air Blown Micro Cables are ultra lightweight with and small diameter and designed for metro feeder or access network to be blown into a micro duct by air-blown installation. As the cable allows the deployment of currently required fiber count, the micro cable provides a lower initial investment and the flexibility to install and upgrade to the latest fiber technologies after the initial installation.




Technical Index

Cable Type		Layer Cable							
Fiber count		12	24	36	48	60	72	96	144
Number of loose tube		1	2	3	4	5	6	8	12
Number of filled string		5	4	3	2	1	0	0	0
Number of fiber/tube		12							
Water blocking method	FRP or PE lining	Water Blocking yarn							
	Cable Core	Water Blocking yarn							
Thickness of HDPE sheath		Nominal:0.5mm, Average: 0.45mm, Minimum: 0.4mm							
Overall Diameter		5.6±0.1mm,					6.4±0.1mm		7.8±0.1mm
Weight		27kg/km					40kg/km		55kg/km
Max.Tensile Strength		500N					1000N		1000N
Max.Crushing Resistance		800N/100mm							
Min.Bending radius -Static		12 outer Φ							
Min.Bending radius -Dynamic		20 outer Φ							
Cable Fiber Attenuation (single mode)		0.35dB/km max@1310nm 0.22dB/km max@1550nm							
Temperature range		Storage -40~+70 °C; Installation -10~+40 °C; Operation -40~+70 °C							
Cable service lifer (estimate value)		25 years							

Order Information

P/N	Fiber count	Nominal diameter	Nominal weight	Max tensile strength	Temperature
FLK-ABC-12G652D-PE	12F	5.6±0.1mm	27(kg/km)	500N	-40 to +70 °C
FLK-ABC-24G652D-PE	24F	5.6±0.1mm	27(kg/km)	500N	
FLK-ABC-36G652D-PE	36F	5.6±0.1mm	27(kg/km)	500N	
FLK-ABC-48G652D-PE	48F	5.6±0.1mm	27(kg/km)	500N	
FLK-ABC-60G652D-PE	60F	5.6±0.1mm	27(kg/km)	500N	
FLK-ABC-72G652D-PE	72F	5.6±0.1mm	27(kg/km)	500N	
FLK-ABC-96G652D-PE	96F	6.4±0.1mm	40(kg/km)	1000N	
FLK-ABC-144G652D-PE	144F	7.8±0.1mm	55(kg/km)	1000N	

Fiberlink **Mini Micro Air Blown Cable** is the uni-tube design with small size, light weight, enhanced surface outer sheath fiber unit used for blowing into micro tube bundles by air flow. The outer thermoplastic layer provides a high level of protection and excellent installation properties. It is usually applied in FTTX.



Technical Index

Cable Type	FLK-MABC (MUT + Cable diameter)			
	MUT2.0	MUT2.3	MUT2.5	MUT2.8
Fibre Count	2~4	6~12	2~12	14~24
Thickness of HDPE sheath	Nominal value: 0.20mm, Average value: 0.15mm			
Fiber Type	G.652D, G.657A1, G.657A2 & Multi mode fiber Optional			
Nominal Overall Diameter	2.0±0.1mm	2.3±0.1mm	2.5±0.1mm	2.8±0.1mm
Weight	4.0 kg/km	5.0 kg/km	6.0 kg/km	7.0kg/km
Cable Fibre Attenuation(single mode)	0.35dB/km max @1310nm 0.22dB/km max @1550nm			
Max. Tensile Strength	40N	50N	60N	60N
Max. Crushing force	600N/100mm			
Min. Bending radius -Static / Dynamic	10 / 20 outer Φ			
Temperature	Storage -30~+50℃; Installation-10~+40℃; Operation-20~+50℃			
Cable service life (estimate value)	25 years			

Blowing Performance

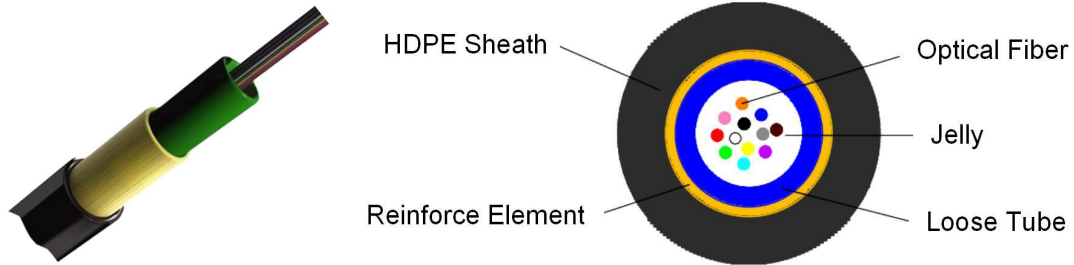
Blowing Tool	Typical blowing length		
PLUMETTAZ: PR-140,MiniJet-400 etc. Air pressure: 13 bar	Fiber Count	Duct type 3.5/5.0mm	Duct type 5.5/7.0mm
	2-12 fibers	≥800m	≥1500m
	14-24 fibers	≥500m	≥1500m

Order Information

P/N	Fiber count	Nominal diameter	Nominal weight	Max tensile strength	Temperature
FLK-MABC-2G652D-PE	2F	2.0±0.1mm	5(kg/km)	20 times of cable diameter	-30 to +50℃
FLK-MABC-4G652D-PE	4F	2.0±0.1mm	5(kg/km)		
FLK-MABC-6G652D-PE	6F	2.3±0.1mm	6(kg/km)		
FLK-MABC-8G652D-PE	8F	2.3±0.1mm	6(kg/km)		
FLK-MABC-12G652D-PE	12F	2.5±0.1mm	6(kg/km)		
FLK-MABC-24G652D-PE	24F	2.8±0.1mm	8(kg/km)		

Overviews

Fiberlink **Uni-tube Micro Air Blown Cable** is the uni-tube design with small size, light weight, enhanced surface outer sheath fiber unit used for blowing into micro tube bundles by air flow. The outer thermoplastic layer provides a high level of protection and excellent installation properties. It is usually applied in FTTX.



Uni-Tube Micro Air Blown Cable 2-24 cores

Key Features

- Special complex material loose tube, reduce the shrink of tube in cold temperature.
- Accurate fibre length balance, stable mechanical and temperature performance.
- Particular technique control, prevent sheath form crinkling during installation.
- HDPE sheath, enhancing the blowing performance.

Technical Index

Cable Type	Central Loose Tube Cable	
Fibre Count	2~12	14~24
Thickness of HDPE sheath	Nominal value: 0.50mm, Average value: 0.45mm, Min. value: 0.40mm	
Nominal Overall Diameter	4.0 ± 0.1mm	4.5 ± 0.1mm
Weight	10.0 kg/km	14.0kg/km
Max. Tensile Strength	120N	150N
Max. Crushing force	1000N/100mm	
Min. Bending radius -Static / Dynamic	10 / 20 outer Φ	
Fiber Type	G.652D, G.657A1, G.657A2 & Multi mode fiber Optional	
Cable Fibre Attenuation(single mode)	0.35dB/km max @1310nm 0.23dB/km max @1550nm	
Temperature	Storage -30~+50℃; Installation-10~+40℃; Operation-20~+50℃	
Cable service life (estimate value)	25 years	


Blowing Performance

Blowing Tool	Typical blowing length		
PLUMETTAZ: PRM-196, PR-140 etc. Air pressure: 15 bar	Fiber Count	Duct type 5.5/7.0mm	Duct type 8.0/10.0mm
	2-12 fibers	≥1500m	≥2500m
	14-24 fibers	≥1300m	≥2200m


FTTx Fiber Optic Wall Outlets

Fiber optic wall outlet (FWT) also named as Fiber Optic Socket/Faceplate, is mini fiber organizers used to create a fiber connection point inside the home or office. The Fiber termination outlet is used for wall mounted or desktop applications and provides 1FO, 2FO or 4FO splicing with SC or LC connector. These fiber optic outlets are our leading products which specially developed for FTTH solution, and have been exported to many European, African and South American countries based on high quality and attractive price.


P/N and Specifications

Item No.	FLK-FWT-301A	
Outside dimension	86*86*23mm	
Material of Box body	Flame-resistant ABS plastic	
Cable Outlet	2 outlets	
Number of adapters	2pcs SC Simplex	
Splice Capacity	2 fibers	


P/N and Specifications

Item No.	FLK-FWT-301B	
Outside dimension	86*86*25mm	
Material of Box body	Flame-resistant ABS plastic	
Cable Outlet	1 outlets	
RJ45 Modular	2*RJ45	
Number of adapters	1pcs SC Simplex	
Splice Capacity	1 fibers	


P/N and Specifications

Item No.	FLK-FWT-301C	
Outside dimension	90*50*18mm	
Material of Box body	Flame-resistant ABS plastic	
Cable Outlet	1 outlets	
Number of adapters	1pcs SC Simplex	
Splice Capacity	1 fibers	


P/N and Specifications

Item No.	FLK-FWT-301D	
Outside dimension	148*90*15mm	
Material of Box body	Flame-resistant ABS plastic	
Cable Outlet	2 outlets	
Number of adapters	1pcs SC Simplex	
Splice Capacity	1 fibers	


P/N and Specifications

Item No.	FLK-FWT-301E	
Outside dimension	86*86*22mm	
Material of Box body	Flame-resistant ABS plastic	
Cable Outlet	1 outlets	
Number of adapters	1pcs SC Simplex	
Splice Capacity	1 fibers	


P/N and Specifications

Item No.	FLK-FWT-301F	
Outside dimension	86*86*23mm	
Material of Box body	Flame-resistant ABS plastic	
Cable Outlet	2 outlets	
Number of adapters	2pcs SC Simplex	
Splice Capacity	2 fibers	


P/N and Specifications

Item No.	FLK-FWT-302A	
Outside dimension	100*95*14mm	
Material of Box body	Flame-resistant ABS plastic	
Cable Outlet	2 outlets	
Number of adapters	2pcs SC Simplex	
Splice Capacity	2 fibers	


P/N and Specifications

Item No.	FLK-FWT-302B	
Outside dimension	105*82*22mm	
Material of Box body	Flame-resistant ABS plastic	
Cable Outlet	2 outlets	
Number of adapters	2pcs SC Simplex	
Splice Capacity	2 fibers	


P/N and Specifications

Item No.	FLK-FWT-302C	
Outside dimension	100*80*23mm	
Material of Box body	Flame-resistant ABS plastic	
Cable Outlet	2 outlets	
Number of adapters	2pcs SC Simplex	
Splice Capacity	2 fibers	


P/N and Specifications

Item No.	FLK-FWT-302D	
Outside dimension	115*86*23mm	
Material of Box body	Flame-resistant ABS+PC	
Cable Outlet	2 outlets	
Number of adapters	1pcs SC Simplex or 1pcs SC Duplex	
Splice Capacity	1, 2 fibers	


P/N and Specifications

Item No.	FLK-FWT-302E	
Outside dimension	130*83*24mm	
Material of Box body	Flame-resistant ABS plastic	
Cable Outlet	2 outlets	
Number of adapters	2pcs SC Simplex	
Splice Capacity	2 fibers	


P/N and Specifications

Item No.	FLK-FWT-302F	
Outside dimension	205*115*35mm	
Material of Box body	Flame-resistant ABS plastic	
Cable Outlet	2 outlets	
Number of adapters	2pcs SC Simplex	
Splice Capacity	2 fibers	


P/N and Specifications

Item No.	FLK-FWT-302G	
Outside dimension	120*80*23mm	
Material of Box body	Flame-resistant ABS plastic	
Cable Outlet	2 outlets	
Number of adapters	1pcs SC Duplex	
Splice Capacity	2 fibers	


P/N and Specifications

Item No.	FLK-FWT-302H	
Outside dimension	117*70*16mm	
Material of Box body	Flame-resistant ABS plastic	
Cable Outlet	2 outlets	
Number of adapters	2pcs SC Simplex	
Splice Capacity	2 fibers	

P/N and Specifications

Item No.	FLK-FWT-304A	
Outside dimension	150*110*30mm	
Material of Box body	Flame-resistant ABS plastic	
Cable Outlet	4 outlets	
Number of adapters	4pcs SC Simplex	
Splice Capacity	4 fibers	

P/N and Specifications

Item No.	FLK-FWT-304AC	
Outside dimension	120*80*25mm	
Material of Box body	Flame-resistant ABS plastic	
Cable Outlet	2 outlets	
Number of adapters	2pcs SC Duplex	
Splice Capacity	4 fibers	

P/N and Specifications

Item No.	FLK-FWT-304B
Outside dimension	100*80*29mm
Material of Box body	Flame-resistant ABS plastic , PC
Cable Outlet	4 outlets
Number of adapters	4pcs SC Simplex
Splice Capacity	1, 2, 4 fibers




P/N and Specifications

Item No.	FLK-FWT-304C
Outside dimension	140*105*28mm
Material of Box body	Cold rolled steel
Cable Outlet	2 outlets
Number of adapters	4pcs SC Simplex
Splice Capacity	4 fibers



P/N and Specifications

Item No.	FLK-FWT-304D
Outside dimension	164*90*24mm
Material of Box body	Flame-resistant ABS plastic
Cable Outlet	4 outlets
Number of adapters	4pcs SC Simplex
Splice Capacity	4 fibers



P/N and Specifications

Item No.	FLK-PTO-304B
Reel dimension	395*245*130mm
ONT Kits	Pre-terminated Wall Outlet with Drop Cable
Wall outlet	FLK-FWT-304B
Number of adapters	4pcs SC Simplex
Cable Outlet	4 outlets
Drop Cable	SM G657A1 or A2 (1-4fibers)
Splice Capacity	1, 2, 4 fibers
Din Rail frame	1 pcs (Optional)




P/N and Specifications


Item No.	FLK-FWT-308C
Outside dimension	200*150*30mm
Material of Box body	Cold rolled steel
Cable Outlet	2 outlets
Number of adapters	8pcs SC Simplex
Splice Capacity	8 fibers



P/N and Specifications

Item No.	FLK-FWT-316C	 A white metal fiber optic patch panel with a hinged lid. The lid is open, revealing 16 green SC simplex fiber ports on the right side. A red label is visible inside the panel.
Outside dimension	245*200*48mm	
Material of Box body	Cold rolled steel	
Cable Outlet	2 outlets	
Number of adapters	16pcs SC Simplex	
Splice Capacity	16 fibers	


P/N and Specifications

Item No.	FLK-FWT-308A	 A white plastic fiber optic patch panel with a hinged lid. The lid is open, revealing 8 green SC simplex fiber ports on the right side. A red label is visible inside the panel.
Outside dimension	198*130*29mm	
Material of Box body	Flame-resistant ABS plastic	
Cable Outlet	8 outlets	
Number of adapters	8pcs SC Simplex	
Splice Capacity	8 fibers	


FTTx Fiber Optic Splice Box

Fiber optic splice box is designed for direct splicing between riser cable and horizontal cable and installed on each level of a Multi-dwelling Unit (MDU) building for fiber to the home (FTTH) applications. Optical fiber splice box provides storage for both over length and terminated fibers as well as serving as a splice point. Fiber optic terminal box provides from 12cores, 24cores, 36 cores up to 144 cores splicing for indoor or outdoor application. They can be installed for wall mount or pole mount.


P/N and Specifications

Item No.	FLK-FSB-208	Protection Grade: IP43
Outside Dimension	108×150×36 mm	
Material of Box body	Flame-resistant ABS plastic	
Inlet riser cable dia.	2×φ13mm Inlet cable	
Outlet cable diameter	8×φ3.0mm	
Splice Capacity	6/12 fibers	


P/N and Specifications

Item No.	FLK-FSB-212S	Protection Grade: IP43
Outside Dimension	104×133×30 mm	
Material of Box body	Flame-resistant ABS plastic	
Inlet riser cable dia.	2×φ13mm Inlet cable	
Outlet cable dia. on bottom	2×φ3.0mm	
Outlet cable dia. on top	8×φ3.0mm	
Splice Capacity	6/12 fibers	


P/N and Specifications

Item No.	FLK-FSB-212	Protection Grade: IP43
Outside Dimension	123×183×38 mm	
Material of Box body	Flame-resistant ABS plastic	
Inlet riser cable diameter	3×φ15mm Inlet cable	
Outlet cable diameter	12×φ3.0mm	
Splice Capacity	12 fibers	


P/N and Specifications

Item No.	FLK-FSB-224	Protection Grade: IP43
Outside Dimension	123×183×38 mm	
Material of Box body	Flame-resistant ABS plastic	
Inlet riser cable diameter	3×φ15mm Inlet cable	
Outlet cable diameter	24×φ2.0mm	
Splice Capacity	24 fibers	


P/N and Specifications

Item No.	FLK-FSB-236	Protection Grade: IP43
Outside Dimension	160×204×54 mm	
Material of Box body	Flame-resistant ABS plastic	
Inlet riser cable diameter	2×φ15mm Inlet cable	
Outlet cable diameter	12×φ5mm	
Splice tray capacity	Max. 4 trays of 4 fibers/9 fibers	
Splice Capacity	16/36 fibers	


P/N and Specifications

Item No.	FLK-FSB-248	Protection Grade: IP43
Outside Dimension	165×240×54 mm	
Material of Box body	Flame-resistant ABS plastic	
Inlet riser cable diameter	4×φ15mm Inlet cable	
Outlet cable diameter	16×φ5mm	
Splice tray capacity	Max. 4 trays of 12 fibers	
Splice Capacity	12, 24, 36, 48 fibers	
Micro Splitter (Optional)	4x1:4 or 4x1:8 Splitter	


P/N and Specifications

Item No.	FLK-FSB-2144A	Protection Grade: IP54
Outside Dimension	300×264×78 mm	
Material of Box body	Flame-resistant ABS plastic	
Entry cable diameter	2×φ13.5mm	
Entry cable diameter	3×φ16mm	
Splice tray capacity	Max. 6 trays of 24 fibers	
Splice Capacity	24-144 fibers	


P/N and Specifications

Item No.	FLK-FSB-2144B	Protection Grade: IP54
Outside Dimension	336×286×108 mm	
Material of Box body	Flame-resistant ABS plastic	
Entry cable diameter	8×φ15mm	
Splice tray capacity	Max. 6 trays of 24 fibers	
Splice Capacity	24-144 fibers	
Micro Splitter (Optional)	1:16 or 1:32 Micro splitter	


P/N and Specifications

Item No.	FLK-FSB-2144C	Protection Grade: IP65
Outside Dimension	274×175×82 mm	
Material of Box body	Flame-resistant ABS plastic	
Entry cable diameter	1 mid-span port and 2xPG13.5	
Outlet drop cable diameter	16×φ3mm	
Splice tray capacity	Max. 6 trays of 24 fibers	
Splice Capacity	24-144 fibers	


P/N and Specifications

Item No.	FLK-AFAT-326S	Protection Grade: IP65
Outside Dimension	285×175×90 mm	
Material of Box body	Flame-resistant ABS plastic	
Input cable diameter	2xφ20mm	
Output cable diameter	4×φ16mm	
Splice tray capacity	Max. 4 trays of 24 fibers	
Splice Capacity	24-96 fibers	


P/N and Specifications

Item No.	FLK-FAT-324C	Protection Grade: IP65
Outside Dimension	296×245×94.5 mm	
Material of Box body	Flame-resistant ABS plastic	
Input cable diameter	2xφ22mm	
Output cable diameter	4×φ11mm + 8×φ10mm	
Splice tray capacity	Max. 6 trays of 24 fibers	
Splice Capacity	24-144 fibers	
Micro Splitter (Optional)	1:8 or 1:16 Micro splitter	

P/N and Specifications

Item No.	FLK-ISC-286S	Protection Grade: IP55
Outside Dimension	340×220×100 mm	
Material of Box body	Flame-resistant ABS plastic	
Input cable diameter	1xφ16mm	
Output cable diameter	16×φ3mm	
Splice tray capacity	Max. 6 trays of 24 fibers	
Splice Capacity	24-144 fibers	


P/N and Specifications

Item No.	FLK-MSC-325S	Protection Grade: IP68
Outside Dimension	395×245×130 mm	
Material of Box body	PC+ABS plastic	
Mid-span Cable ports	2xfor uncut cable of 10-17.5mm	
Output cable diameter	6xfor cable of 8-17.5mm	
Splice tray capacity	Max. 12 trays of 24 fibers	
Splice Capacity	24-288 fibers	


FTTx Fiber Access Terminal Box

Fiber access terminal box (FAT) also named as optical termination box (OTB), is a compact fiber management box which used for FTTH application. Fiber termination box (FTB) is widely used in FTTx cabling for both fiber cabling and cable management. The Fiber terminal boxes have wall mount and pole mount installation with material of plastic or metal body optional. Optical termination boxes are designed for either pre-connectorized cables, field installation of connectors, or field splicing of pigtails. They offer an ideal solution for building entrance terminals, telecommunication closets, main cross-connects, computer rooms and other controlled environments.


P/N and Specifications

Item No.	FLK-FAT-202A	Protection Grade: IP55
Outside dimension	168x102x32mm	
Material of Box body	ABS plastic	
Input cable diameter	1x ϕ 4-12mm	
Drop cable diameter	2x ϕ 3-5mm	
Adapter Type	2xSC Simplex	
Splice Capacity	2 fibers	
PLC Splitter (Optional)	1x2 or 1x4 Micro Splitter	

P/N and Specifications

Item No.	FLK-FAT-202B	Protection Grade: IP55
Outside dimension	150x120x37mm	
Material of Box body	ABS plastic	
Input cable diameter	1x ϕ 4-12mm	
Drop cable diameter	2x ϕ 3-5mm	
Adapter Type	2xSC Simplex	
Splice Capacity	2 fibers	
PLC Splitter (Optional)	N/A	


P/N and Specifications

Item No.	FLK-FAT-202C	Protection Grade: IP65
Outside dimension	210x156x48mm	
Material of Box body	PC+ABS plastic	
Cable ports diameter	2*Cable gland of M20x1.5mm	
Adapter Type	2xSC Simplex	
Splice Capacity	2xSC or 4xLC fibers	
PLC Splitter (Optional)	N/A	

P/N and Specifications

Item No.	FLK-FAT-204A	Protection Grade: IP55
Outside dimension	186x120x40mm	
Material of Box body	ABS plastic	
Input cable diameter	1xφ4-12mm	
Drop cable diameter	4xφ3-5mm	
Adapter Type	4xSC Simplex	
Splice Capacity	4 fibers	
PLC Splitter (Optional)	1x2 or 1x4 Micro Splitter	


P/N and Specifications

Item No.	FLK-FAT-204B	Protection Grade: IP55
Outside dimension	185x135x35mm	
Material of Box body	ABS plastic	
Input cable diameter	1xφ4-12mm	
Drop cable diameter	4xφ3-5mm	
Adapter Type	4xSC Simplex	
Splice Capacity	4 fibers	
PLC Splitter (Optional)	1x2 or 1x4 Micro Splitter	

P/N and Specifications

Item No.	FLK-FAT-204C	Protection Grade: IP55
Outside dimension	190x155x40mm	
Material of Box body	ABS plastic	
Input cable diameter	1xφ4-12mm	
Drop cable diameter	4xφ3-5mm	
Adapter Type	4xSC Simplex	
Splice Capacity	4 fibers	
PLC Splitter (Optional)	1x2 or 1x4 Micro Splitter	

P/N and Specifications

Item No.	FLK-FAT-204E	Protection Grade: IP65
Outside dimension	191x120x44mm	
Material of Box body	PC+ABS plastic	
Input cable diameter	1xPG16	
Drop cable diameter	4xφ3-5mm	
Adapter Type	4xSC Simplex	
Splice Capacity	4 fibers	
PLC Splitter (Optional)	1x2 or 1x4 Micro Splitter	


P/N and Specifications

Item No.	FLK-FAT-206A	Protection Grade: IP55
Outside dimension	186x120x40mm	
Material of Box body	ABS plastic	
Input cable diameter	1xφ4-12mm	
Drop cable diameter	6xφ3-5mm	
Adapter Type	6xSC Simplex	
Splice Capacity	6 fibers	
PLC Splitter (Optional)	1x2 or 1x4 Micro Splitter	

P/N and Specifications

Item No.	FLK-FAT-206B	Protection Grade: IP55
Outside dimension	172x136x40mm	
Material of Box body	ABS plastic	
Input cable diameter	1xφ4-12mm	
Drop cable diameter	6xφ3-5mm	
Adapter Type	6xSC Simplex	
Splice Capacity	6 fibers	
PLC Splitter (Optional)	1x2 or 1x4 Micro Splitter	


P/N and Specifications

Item No.	FLK-FAT-208A1	Protection Grade: IP55
Outside dimension	228x182x55mm	
Material of Box body	PC+ABS plastic	
Input cable diameter	2xφ7-12mm (PG13.5)	
Drop cable diameter	8xφ3-5mm	
Adapter Type	8xSC Simplex	
Splice Capacity	8 fibers	
PLC Splitter (Optional)	1x4 or 1x8 Micro Splitter	

P/N and Specifications

Item No.	FLK-FAT-208A2	Protection Grade: IP55
Outside dimension	228x182x55mm	
Material of Box body	PC+ABS plastic	
Input cable diameter	3xφ7-15mm	
Drop cable diameter	8xφ3-5mm	
Adapter Type	8xSC Simplex	
Splice Capacity	8 fibers	
PLC Splitter (Optional)	1x4 or 1x8 Micro Splitter	


P/N and Specifications

Item No.	FLK-FAT-208A3	Protection Grade: IP55
Outside dimension	220x225x55mm	
Material of Box body	PC+ABS plastic	
Input cable diameter	2xφ7-12mm (PG13.5)	
Drop cable diameter	8×φ3-5mm	
Adapter Type	8xSC Simplex	
Splice Capacity	8 fibers	
PLC Splitter (Optional)	1x4 or 1x8 Micro Splitter	
		Wall-mount or Pole mount


P/N and Specifications

Item No.	FLK-FAT-208A4	Protection Grade: IP55
Outside dimension	220x225x55mm	
Material of Box body	PC+ABS plastic	
Input cable diameter	3xφ7-15mm	
Drop cable diameter	8×φ3-5mm	
Adapter Type	8xSC Simplex	
Splice Capacity	8 fibers	
PLC Splitter (Optional)	1x4 or 1x8 Micro Splitter	
		Wall-mount or Pole mount


P/N and Specifications

Item No.	FLK-FAT-208A5	Protection Grade: IP55
Outside dimension	220x225x55mm	
Material of Box body	PC+ABS plastic	
Input cable diameter	2xφ7-12mm (PG13.5)	
Drop cable diameter	8×φ3-5mm	
Adapter Type	9xSC Simplex	
Splice Capacity	8 fibers	
PLC Splitter	1x8 Cassette Splitter	
		Wall-mount or Pole mount


P/N and Specifications

Item No.	FLK-FAT-208A6	Protection Grade: IP55
Outside dimension	245x205x69mm	
Material of Box body	PC+ABS plastic	
Input cable diameter	2xφ7-12mm (PG13.5)	
Drop cable diameter	8×φ3-5mm	
Adapter Type	8xSC Simplex	
Splice Capacity	8 fibers	
PLC Splitter (Optional)	1x4 or 1x8 Micro Splitter	
		Wall-mount or Pole mount


P/N and Specifications

Item No.	FLK-FAT-208B	Protection Grade: IP65
Outside dimension	210x170x50mm	
Material of Box body	PC+ABS plastic	
Input cable diameter	3xφPG16	
Drop cable diameter	N/A	
Adapter Type	8xSC Simplex	
Splice Capacity	8 fibers	
PLC Splitter (Optional)	1x4 or 1x8 Micro Splitter	

P/N and Specifications

Item No.	FLK-FAT-208C	Protection Grade: IP55
Outside dimension	220x205x55mm	
Material of Box body	PC+ABS plastic	
Input cable diameter	3xφPG16	
Drop cable diameter	N/A	
Adapter Type	9xSC Simplex	
Splice Capacity	8 fibers	
PLC Splitter	1x8 Cassette Splitter	


P/N and Specifications

Item No.	FLK-FAT-208D	Protection Grade: IP55
Outside dimension	212x126x50mm	
Material of Box body	PC+ABS plastic	
Input cable diameter	2xφ10mm	
Drop cable diameter	8xφ3-5mm	
Adapter Type	8xSC Simplex	
Splice Capacity	12/24 fibers	
PLC Splitter (Optional)	1x4 or 1x8 Micro Splitter	


P/N and Specifications

Item No.	FLK-FAT-208E	Protection Grade: IP65
Outside dimension	213x163x47mm	
Material of Box body	PC+ABS plastic	
Input cable diameter	1xφPG16	
Drop cable diameter	8xφ3-5mm	
Adapter Type	8xSC Simplex	
Splice Capacity	8 fibers	
PLC Splitter (Optional)	N/A	

P/N and Specifications

Item No.	FLK-FAT-208F (Flip cover)	Protection Grade: IP55
Outside dimension	170x130x44mm	
Material of Box body	PC+ABS plastic	
Input cable diameter	2xφ10mm	
Drop cable diameter	8xφ3-5mm	
Adapter Type	8xSC Simplex	
Splice Capacity	8 fibers	
PLC Splitter (Optional)	1x4 or 1x8 Micro Splitter	

P/N and Specifications

Item No.	FLK-FAT-208G (Flip cover)	Protection Grade: IP55
Outside dimension	212x126x50mm	
Material of Box body	PC+ABS plastic	
Input cable diameter	2xφ10mm	
Drop cable diameter	8xφ3-5mm	
Adapter Type	8xSC Simplex	
Splice Capacity	12/24 fibers	
PLC Splitter (Optional)	1x4 or 1x8 Micro Splitter	

P/N and Specifications

Item No.	FLK-FAT-212A	Protection Grade: IP55
Outside dimension	230x200x66mm	
Material of Box body	ABS plastic	
Input cable diameter	1xPG16	
Drop cable diameter	12xφ3-5mm	
Adapter Type	12xSC Simplex	
Splice Capacity	12 fibers	
PLC Splitter (Optional)	1x4 or 1x8 Micro Splitter	


P/N and Specifications

Item No.	FLK-FAT-212B	Protection Grade: IP55
Outside dimension	225x200x65mm	
Material of Box body	ABS plastic	
Input cable diameter	2xφ7-14mm	
Drop cable diameter	12xφ3-5mm	
Adapter Type	12xSC Simplex	
Splice Capacity	12 fibers	
PLC Splitter (Optional)	1x4 or 1x8 Micro Splitter	


P/N and Specifications

Item No.	FLK-FAT-212C	Protection Grade: IP65
Outside dimension	258x186x61mm	
Material of Box body	PC+ABS plastic	
Input cable diameter	1xPG13.5	
Output cable diameter	2xPG16	
Adapter Type	6xSC Duplex	
Splice Capacity	12 fibers	
PLC Splitter (Optional)	N/A	


P/N and Specifications

Item No.	FLK-FAT-212D	Protection Grade: IP55
Outside dimension	250x200x72mm	
Material of Box body	PC+ABS plastic	
Input cable diameter	2xφ7-14mm	
Drop cable diameter	12xφ3-5mm	
Adapter Type	12xSC Simplex	
Splice Capacity	12 fibers	
PLC Splitter (Optional)	1x4 or 1x8 Micro Splitter	


P/N and Specifications

Item No.	FLK-FAT-212E	Protection Grade: IP55
Outside dimension	220x200x50mm	
Material of Box body	ABS plastic	
Input cable diameter	1xPG13.5	
Output cable diameter	2xPG13.5	
Adapter Type	12xSC Simplex	
Splice Capacity	12 fibers	
PLC Splitter (Optional)	N/A	


P/N and Specifications

Item No.	FLK-FAT-212F	Protection Grade: IP65
Outside dimension	274x175x82mm	
Material of Box body	PC+ABS plastic	
Input cable diameter	2xφ14mm+2xPG13.5	
Output cable diameter	2xPG13.5	
Adapter Type	12xφ3-5mm	
Splice Capacity	12 fibers	
PLC Splitter (Optional)	N/A	


P/N and Specifications

Item No.	FLK-FAT-216A	Protection Grade: IP55
Outside dimension	320x260x90mm	
Material of Box body	ABS plastic	
Input cable diameter	2xφ7-14mm	
Drop cable diameter	16×φ3-5mm	
Adapter Type	16xSC Simplex	
Splice Capacity	16 fibers	
PLC Splitter (Optional)	1x8 or 1x16 Micro Splitter	


P/N and Specifications

Item No.	FLK-FAT-216B	Protection Grade: IP55
Outside dimension	295x240x85mm	
Material of Box body	ABS plastic	
Input cable diameter	3xφ14mm for uncut cable	
Drop cable diameter	2xPG16	
Adapter Type	16xSC Simplex	
Splice Capacity	16 fibers	
PLC Splitter (Optional)	1x8 or 1x16 Micro Splitter	

P/N and Specifications

Item No.	FLK-FAT-216C	Protection Grade: IP65
Outside dimension	274x175x82mm	
Material of Box body	ABS plastic	
Input cable diameter	2xPG13.5	
Drop cable diameter	16×φ3-5mm	
Adapter Type	16xSC Simplex	
Splice Capacity	16 fibers	
PLC Splitter (Optional)	1x8 or 1x16 Micro Splitter	


P/N and Specifications

Item No.	FLK-FAT-216D	Protection Grade: IP55
Outside dimension	295x220x85mm	
Material of Box body	PC+ABS plastic	
Input cable diameter	2xPG13.5	
Drop cable diameter	16×φ3-5mm	
Adapter Type	16xSC Simplex	
Splice Capacity	16 fibers	
PLC Splitter (Optional)	1x8 or 1x16 Micro Splitter	


P/N and Specifications

Item No.	FLK-FAT-216E	Protection Grade: IP65
Outside dimension	340x220x95mm	
Material of Box body	PC+ABS plastic	
Input cable diameter	2xPG13.5	
Drop cable diameter	16xφ3-5mm	
Adapter Type	16xSC Simplex	
Splice Capacity	96 fibers (4 trays)	
PLC Splitter (Optional)	N/A	

P/N and Specifications

Item No.	FLK-FAT-216F	Protection Grade: IP65
Outside dimension	340x220x95mm	
Material of Box body	PC+ABS plastic	
Input cable diameter	2xPG13.5	
Drop cable diameter	16xφ3-5mm	
Adapter Type	16xSC Simplex	
Splice Capacity	16 fibers	
PLC Splitter (Optional)	1x8 or 1x16 Micro Splitter	

P/N and Specifications

Item No.	FLK-FAT-216G	Protection Grade: IP65
Outside dimension	340x220x95mm	
Material of Box body	PC+ABS plastic	
Input cable diameter	2xPG13.5	
Drop cable diameter	16xφ3-5mm	
Adapter Type	16xSC Simplex	
Splice Capacity	16 fibers	
PLC Splitter (Optional)	1x8 or 1x16 Cassette Splitter	

P/N and Specifications

Item No.	FLK-FAT-216H	Protection Grade: IP65
Outside dimension	385x245x130mm	
Material of Box body	PC+ABS plastic	
Input cable diameter	1xMid span of 17mm +2xPG16	
Drop cable diameter	16xφ3-5mm	
Adapter Type	16xSC Simplex	
Splice Capacity	96 fibers (4 trays)	
PLC Splitter (Optional)	3*1x8 Micro Splitter	


P/N and Specifications

Item No.	FLK-FAT-216K	Protection Grade: IP55
Outside dimension	220x140x55mm	
Material of Box body	ABS plastic	
Input cable diameter	2xφ14mm for uncut cable	
Drop cable diameter	16×φ3-5mm	
Adapter Type	16xSC Simplex	
Splice Capacity	16 fibers	
PLC Splitter (Optional)	1x8 or 1x16 Micro Splitter	


P/N and Specifications

Item No.	FLK-FAT-216M	Protection Grade: IP55
Outside dimension	315x260x125mm	
Material of Box body	PP+GF plastic	
Input cable diameter	φ5-15mm	
Drop cable diameter	16×φ3-5mm	
Adapter Type	16xSC Simplex	
Splice Capacity	16 fibers	
PLC Splitter (Optional)	1x8 or 1x16 Micro Splitter	


P/N and Specifications

Item No.	FLK-FAT-216N	Protection Grade: IP55
Outside dimension	232x152x60mm	
Material of Box body	PC+ABS plastic	
Input cable diameter	4xφ4-12mm	
Drop cable diameter	16×φ3-5mm	
Adapter Type	16xSC Simplex	
Splice Capacity	16 fibers	
PLC Splitter (Optional)	1x8 or 1x16 Micro Splitter	

P/N and Specifications

Item No.	FLK-FAT-216P	Protection Grade: IP65
Outside dimension	287x172x102mm	
Material of Box body	PC+ABS plastic	
Input cable diameter	2xPG13.5	
Drop cable diameter	16×φ3-5mm	
Adapter Type	16xSC Simplex	
Splice Capacity	16 fibers	
PLC Splitter (Optional)	1x8 or 1x16 Micro Splitter	

P/N and Specifications

Item No.	FLK-FAT-224A	Protection Grade: IP55
Outside dimension	320x240x100mm	
Material of Box body	PC+ABS plastic	
Input cable diameter	2xφ7-15mm	
Drop cable diameter	24xφ3-5mm	
Adapter Type	24xSC Simplex	
Splice Capacity	24 fibers	
PLC Splitter (Optional)	1x8 or 1x16 Micro Splitter	


P/N and Specifications

Item No.	FLK-FAT-224B	Protection Grade: IP55
Outside dimension	330x286x110mm	
Material of Box body	PC+ABS plastic	
Input cable diameter	8xφ7-15mm	
Drop cable diameter	24xφ3-5mm	
Adapter Type	24xSC Simplex	
Splice Capacity	72 fibers	
PLC Splitter (Optional)	1x8 or 1x16 Micro Splitter	


P/N and Specifications

Item No.	FLK-FAT-224C	Protection Grade: IP65
Outside dimension	340x250x110mm	
Material of Box body	PC+ABS plastic	
Input cable diameter	2xφ7-15mm	
Drop cable diameter	24xφ3-5mm	
Adapter Type	24xSC Simplex	
Splice Capacity	24 fibers	
PLC Splitter (Optional)	1x8 or 1x16 Micro Splitter	


P/N and Specifications

Item No.	FLK-FAT-224D1	Protection Grade: IP65
Outside dimension	385x245x130mm	
Material of Box body	PC+ABS plastic	
Input cable diameter	1xMid span of 17mm	
Drop cable diameter	24xφ3-5mm	
Adapter Type	24xSC Simplex	
Splice Capacity	96 fibers (4 trays)	
PLC Splitter (Optional)	2*1x8 Micro Splitter	

P/N and Specifications

Item No.	FLK-FAT-224D2	Protection Grade: IP65
Outside dimension	385x245x150mm	
Material of Box body	PC+ABS plastic	
Input cable diameter	1xMid span of 17mm+2xPG16	
Drop cable diameter	24xφ3-5mm	
Adapter Type	24xSC Simplex	
Splice Capacity	144 fibers (6 trays)	
PLC Splitter (Optional)	3*1x8 Micro Splitter	


P/N and Specifications

Item No.	FLK-FAT-224E	Protection Grade: IP65
Outside dimension	340x220x95mm	
Material of Box body	PC+ABS plastic	
Input cable diameter	2xPG13.5	
Drop cable diameter	24xφ3-5mm	
Adapter Type	24xSC Simplex	
Splice Capacity	96 fibers (4 trays)	
PLC Splitter (Optional)	N/A	


P/N and Specifications

Item No.	FLK-FAT-224F	Protection Grade: IP55
Outside dimension	380x293x115mm	
Material of Box body	PC+ABS plastic	
Input cable diameter	2xφ7-15mm	
Drop cable diameter	24xφ3mm	
Adapter Type	24xSC Simplex	
Splice Capacity	24 fibers	
PLC Splitter (Optional)	N/A	


P/N and Specifications

Item No.	FLK-FAT-224G	Protection Grade: IP65
Outside dimension	340x350x120mm	
Material of Box body	PC+ABS plastic	
Input cable ports	2xφ24mm	
Output cable diameter	2xφ16mm	
Adapter Type	24xSC Simplex	
Splice Capacity	24 fibers	
PLC Splitter (Optional)	N/A	


P/N and Specifications

Item No.	FLK-FAT-324A	Protection Grade: IP55
Outside dimension	296x245x94.5mm	
Material of Box body	PC+ABS plastic	
Input cable diameter	2xφ25mm	
Drop cable diameter	5xφ15mm	
Adapter Type	24xSC Simplex	
Splice Capacity	144 fibers (6 trays)	
PLC Splitter (Optional)	1x8 or 1x16 Micro Splitter	


P/N and Specifications

Item No.	FLK-FAT-324B	Protection Grade: IP55
Outside dimension	296x245x94.5mm	
Material of Box body	PC+ABS plastic	
Input cable diameter	2xφ22mm	
Drop cable diameter	4xφ11mm + 8xφ10mm	
Adapter Type	24xSC Simplex	
Splice Capacity	144 fibers (6 trays)	
PLC Splitter (Optional)	1x8 or 1x16 Micro Splitter	

P/N and Specifications

Item No.	FLK-FAT-324C	Protection Grade: IP55
Outside dimension	296x245x94.5mm	
Material of Box body	PC+ABS plastic	
Input cable diameter	2xφ22mm	
Drop cable diameter	4xφ11mm + 8xφ10mm	
Adapter Type	N/A	
Splice Capacity	144 fibers (6 trays)	
PLC Splitter (Optional)	1x8 or 1x16 Micro Splitter	

P/N and Specifications

Item No.	FLK-FAT-236A	Protection Grade: IP55
Outside dimension	420x370x125mm	
Material of Box body	PC+ABS plastic	
Input cable diameter	2xPG16	
Drop cable diameter	36xφ3-5mm	
Adapter Type	36xSC Simplex	
Splice Capacity	36 fibers (4 trays)	
PLC Splitter (Optional)	1x16 or 1x32 Micro Splitter	


P/N and Specifications

Item No.	FLK-FAT-248A	Protection Grade: IP65
Outside dimension	340x350x120mm	
Material of Box body	PC+ABS plastic	
Input cable diameter	2×φ24mm	
Drop cable diameter	2×φ16mm	
Adapter Type	48xSC Simplex	
Splice Capacity	96 fibers (4 trays)	
PLC Splitter (Optional)	1x16 or 1x32 ABS Module Splitter	

P/N and Specifications

Item No.	FLK-FAT-248B	Protection Grade: IP65
Outside dimension	400x310x120mm	
Material of Box body	PC+ABS plastic	
Input cable diameter	2×φ24mm	
Drop cable diameter	2×φ18mm+2×φ14mm	
Adapter Type	48xSC Simplex	
Splice Capacity	48 fibers (2 trays)	
PLC Splitter (Optional)	1x16 or 1x32 Micro Splitter	

P/N and Specifications

Item No.	FLK-FAT-248C	Protection Grade: IP65
Outside dimension	425x345x125mm	
Material of Box body	ABS plastic	
Entry cable port	4xPG21	
Adapter Type	48xSC Simplex	
Splice Capacity	48 fibers (2 trays)	
PLC Splitter (Optional)	1x16 or 1x32 Micro Splitter	


P/N and Specifications

Item No.	FLK-FAT-272A	Protection Grade: IP65
Outside dimension	340x350x120mm	
Material of Box body	PC+ABS plastic	
Input cable diameter	2×φ24mm	
Drop cable diameter	2×φ16mm	
Adapter Type	72xSC Simplex	
Splice Capacity	96 fibers (4 trays)	
PLC Splitter (Optional)	1x32 or 1x64 ABS Module Splitter	

Fiber Optic Splitter Enclosure

Fiber optic splitter enclosure is specially designed for fiber expansion by adding fiber PLC splitter with splicing entry cable when the number of optical fiber cores is insufficient. Optical Splitter Enclosures have inline and dome type for customer choosing, and all of them are used for aerial, direct-buried, wall or pole mount with high grade waterproof protection.


P/N and Specifications

Item No.	FLK-DSC-306M08	Protection Grade: IP65
Dimension	320x230mm	
Entry ports	5 ports	
Entry cable diameter	Φ7-20mm	
Adapter ports	10 or 18 SC Adapter	
PLC Splitter	1x8 or 1x16 Micro Splitter	
Splice Capacity	72 fibers (3 trays)	
Sealing	Mechanical Sealing	

P/N and Specifications

Item No.	FLK-DSC-306H16	Protection Grade: IP65
Dimension	320x230mm	
Entry ports	1 Oval + 6 Round	
Entry cable diameter	Φ7-20mm	
Adapter ports	10 or 18 SC Adapter	
PLC Splitter	1x8 or 1x16 Micro Splitter	
Splice Capacity	72 fibers (3 trays)	
Sealing	Heat-shrinkable	Aerial, direct-buried, wall or pole Mount


P/N and Specifications

Item No.	FLK-DSC-308M32	Protection Grade: IP65
Dimension	450x230mm	
Entry ports	5 ports	
Entry cable diameter	Φ7-20mm	
Adapter ports	36xSC Adapter	
PLC Splitter	1x8, 1x16 or 1x32 Micro Splitter	
Splice Capacity	96 fibers (4 trays)	
Sealing	Mechanical Sealing	


P/N and Specifications

Item No.	FLK-DSC-308H32	Protection Grade: IP65
Dimension	450x230mm	
Entry ports	1 Oval + 6 Round	
Entry cable diameter	Φ7-20mm	
Adapter ports	18 or 36 SC Adapter	
PLC Splitter	1x8, 1x16 or 1x32 Micro Splitter	
Splice Capacity	96 fibers (4 trays)	
Sealing	Heat-shrinkable	

P/N and Specifications

Item No.	FLK-DSC-308M16	Protection Grade: IP65
Dimension	450x230mm	
Entry ports	5 ports	
Entry cable diameter	Φ7-20mm	
Adapter ports	18xSC Adapter	
PLC Splitter	1x8 or 1x16 Micro Splitter	
Splice Capacity	72 fibers (3 trays)	
Sealing	Mechanical Sealing	

P/N and Specifications

Item No.	FLK-ISC-386M	Protection Grade: IP65
Dimension	404x190x88mm	
Entry ports	4×φ18mm	
Adapter ports	8xSC Adapter	
PLC Splitter	1x8 Micro Splitter	
Splice Capacity	48 fibers (2 trays)	
Sealing	Mechanical Sealing	

P/N and Specifications

Item No.	FLK-ISC-286M	Protection Grade: IP55
Dimension	340×220×100mm	
Entry ports	2×φ16mm+16×φ3mm	
Adapter ports	18xSC Adapter	
PLC Splitter	1x4, 1x8 or 1x16 Micro Splitter	
Splice Capacity	36 fibers (3 trays)	

P/N and Specifications

Item No.	FLK-AFAT-326A/L	Protection Grade: IP65
Dimension	285x175x110mm	
Entry ports	2xφ20mm+4×φ16mm+16×φ7mm	
PLC Splitter	1x8 or 1x16 PLC Splitter	
Splice Capacity	24 fibers (1 trays)	
Cover Lock	Buckle lock	

Dome Type Fiber Optic Splice Closure

Fiberlink's **Fiber Optic Splice Closure** are made of high density reinforced PC material. Fiber Optic Splice Closures are suitable for protecting optical fiber splices in straight through and branching applications, and can be used in aerial, duct and direct buried fiber optic cable projects.

P/N and Specifications

Item No.	FOSC-GJS-D301	Heat-shrinkable sealing
Outside dimension (HxW)	440mm×190mm	
Number of inlet/outlet ports	4 ports (1 oval & 3 round)	
Diameter of fiber cable	Φ7-16mm	
Max Capacity of Fiber splice	Single: 12 cores or Double: 24 cores	
Max Capacity of Splice Tray	4 Trays	
Max Capacity of FOSC	Bunchy: 12-96 Cores	

P/N and Specifications

Item No.	FOSC-GJS-D302	Mechanical sealing
Outside dimension (HxW)	430mm×190mm	
Number of inlet/outlet ports	4 ports	
Diameter of fiber cable	Φ8-16mm	
Max Capacity of Fiber splice	Single: 12 cores or Double: 24 cores	
Max Capacity of Splice Tray	4 Trays	
Max Capacity of FOSC	Bunchy: 12-96 Cores	

P/N and Specifications

Item No.	FOSC-GJS-D303	Heat-shrinkable sealing
Outside dimension (HxW)	435mm×190mm	
Number of inlet/outlet ports	5 ports (1 oval & 4 round)	
Diameter of fiber cable	Φ8-25mm	
Max Capacity of Fiber splice	Single: 12 cores or Double: 24 cores	
Max Capacity of Splice Tray	4 Trays	
Max Capacity of FOSC	Bunchy: 12-96 Cores	

P/N and Specifications

Item No.	FOSC-GJS-D304	Heat-shrinkable sealing
Outside dimension (HxW)	540mm×205mm	
Number of inlet/outlet ports	5 ports (1 oval & 4 round)	
Diameter of fiber cable	Φ8-36mm	
Max Capacity of Fiber splice	24 Single cores	
Max Capacity of Splice Tray	4 Trays	
Max Capacity of FOSC	Bunchy: 24-96 Cores	


P/N and Specifications

Item No.	FOSC-GJS-D305	Heat-shrinkable sealing
Outside dimension (HxW)	420mm×190mm	
Number of inlet/outlet ports	5 ports (1 oval & 4 round)	
Diameter of fiber cable	Φ8-25mm	
Max Capacity of Fiber splice	Single: 12 cores or Double: 24 cores	
Max Capacity of Splice Tray	4 Trays	
Max Capacity of FOSC	Bunchy: 12-96 Cores	

P/N and Specifications

Item No.	FOSC-GJS-D306	Heat-shrinkable sealing
Outside dimension (HxW)	420mm×190mm	
Number of inlet/outlet ports	4 ports (1 oval & 3 round)	
Diameter of fiber cable	Φ8-25mm	
Max Capacity of Fiber splice	Single: 12 cores or Double: 24 cores	
Max Capacity of Splice Tray	4 Trays	
Max Capacity of FOSC	Bunchy: 12-96 Cores	

P/N and Specifications

Item No.	FOSC-GJS-D307	Mechanical sealing
Outside dimension (HxW)	400mm×190mm	
Number of inlet/outlet ports	4 ports	
Diameter of fiber cable	Φ8-16mm	
Max Capacity of Fiber splice	Single: 12 cores or Double: 24 cores	
Max Capacity of Splice Tray	4 Trays	
Max Capacity of FOSC	Bunchy: 12-96 Cores	

P/N and Specifications

Item No.	FOSC-GJS-D308	Heat-shrinkable sealing
Outside dimension (HxW)	455mm×220mm	
Number of inlet/outlet ports	7 ports (1 oval & 6 round)	
Diameter of fiber cable	Φ8-36mm	
Max Capacity of Fiber splice	Single: 12 cores or Double: 24 cores	
Max Capacity of Splice Tray	10 Trays	
Max Capacity of FOSC	Bunchy: 12-240 Cores	


P/N and Specifications

Item No.	FOSC-GJS-D309	Heat-shrinkable sealing
Outside dimension (HxW)	460mm×205mm	
Number of inlet/outlet ports	5 ports (1 oval & 4 round)	
Diameter of fiber cable	Φ8-25mm	
Max Capacity of Fiber splice	Single: 24 cores	
Max Capacity of Splice Tray	4 Trays	
Max Capacity of FOSC	Bunchy: 24-96 Cores	

P/N and Specifications

Item No.	FOSC-GJS-D310	Heat-shrinkable sealing
Outside dimension (HxW)	490mm×220mm	
Number of inlet/outlet ports	5 ports (1 oval & 4 round)	
Diameter of fiber cable	Φ8-36mm	
Max Capacity of Fiber splice	48 Single cores	
Max Capacity of Splice Tray	6 Trays	
Max Capacity of FOSC	Bunchy: 48-288 Cores	

P/N and Specifications

Item No.	FOSC-GJS-D311	Mechanical sealing
Outside dimension (HxW)	480mm×220mm	
Number of inlet/outlet ports	6 ports	
Diameter of fiber cable	Φ8-21mm	
Max Capacity of Fiber splice	48 Single cores	
Max Capacity of Splice Tray	6 Trays	
Max Capacity of FOSC	Bunchy: 48-288 Cores	


P/N and Specifications

Item No.	FOSC-GJS-D312	Mechanical sealing
Outside dimension (HxW)	288mm×178mm	
Number of inlet/outlet ports	4 ports	
Diameter of fiber cable	Φ8-16mm	
Max Capacity of Fiber splice	Single: 6 cores or Double: 12 cores	
Max Capacity of Splice Tray	4 Trays	
Max Capacity of FOSC	Bunchy: 6-48 Cores	


P/N and Specifications

Item No.	FOSC-GJS-D313	Heat-shrinkable sealing
Outside dimension (HxW)	300mm×178mm	
Number of inlet/outlet ports	4 ports (1 oval & 3 round)	
Diameter of fiber cable	Φ8-16mm	
Max Capacity of Fiber splice	Single: 6 cores or Double: 12 cores	
Max Capacity of Splice Tray	4 Trays	
Max Capacity of FOSC	Bunchy: 6-48 Cores	


P/N and Specifications

Item No.	FOSC-GJS-D314	Heat-shrinkable sealing
Outside dimension (HxW)	440mm×230mm	
Number of inlet/outlet ports	7 ports (1 oval & 6 round)	
Diameter of fiber cable	Φ7-20mm	
Max Capacity of Fiber splice	24 Single cores	
Max Capacity of Splice Tray	6 Trays	
Max Capacity of FOSC	Bunchy: 24-144 (Cores)	

P/N and Specifications

Item No.	FOSC-GJS-D315	Heat-shrinkable sealing
Outside dimension (HxW)	455mm×235mm	
Number of inlet/outlet ports	5 ports (1 oval & 4 round)	
Diameter of fiber cable	Φ8-25mm	
Max Capacity of Fiber splice	24 Single cores	
Max Capacity of Splice Tray	6 Trays	
Max Capacity of FOSC	Bunchy: 24-144 Cores	

P/N and Specifications

Item No.	FOSC-GJS-D316	Heat-shrinkable sealing
Outside dimension (HxW)	470mm×210mm	
Number of inlet/outlet ports	9 ports (1 oval & 8 round)	
Diameter of fiber cable	Φ8-25mm	
Max Capacity of Fiber splice	24 Single cores	
Max Capacity of Splice Tray	6 Trays	
Max Capacity of FOSC	Bunchy: 24-144 Cores	


P/N and Specifications

Item No.	FOSC-GJS-D317	Heat-shrinkable sealing
Outside dimension (HxW)	550mm×225mm	
Number of inlet/outlet ports	6 ports (1 oval & 5 round)	
Diameter of fiber cable	Φ8-23mm	
Max Capacity of Fiber splice	36/72 Single cores	
Max Capacity of Splice Tray	8 Trays	
Max Capacity of FOSC	Bunchy: 288/576 Cores	

P/N and Specifications

Item No.	FOSC-GJS-D318	Heat-shrinkable sealing
Outside dimension (HxW)	515mm×310mm	
Number of inlet/outlet ports	7 ports (1 oval & 6 round)	
Diameter of fiber cable	Φ5-38mm	
Max Capacity of Fiber splice	24 Single cores	
Max Capacity of Splice Tray	12 Trays	
Max Capacity of FOSC	Bunchy: 24-288 Cores	


P/N and Specifications

Item No.	FOSC-GJS-D319	Heat-shrinkable sealing
Outside dimension (HxW)	510mm×255mm	
Number of inlet/outlet ports	10 ports (1 oval & 9 round)	
Diameter of fiber cable	Φ8-33mm	
Max Capacity of Fiber splice	24/48/36/72 Single cores	
Max Capacity of Splice Tray	8 Trays	
Max Capacity of FOSC	Max. 384 Cores or 576 Cores	

P/N and Specifications

Item No.	FOSC-GJS-D320	Heat-shrinkable sealing
Outside dimension (HxW)	530mm×215mm	
Number of inlet/outlet ports	5 ports (1 oval & 4 round)	
Diameter of fiber cable	Φ8-20mm	
Max Capacity of Fiber splice	24 Single cores	
Max Capacity of Splice Tray	6 Trays	
Max Capacity of FOSC	Bunchy: 24-144 Cores	

P/N and Specifications

Item No.	FOSC-GJS-D321	Heat-shrinkable sealing
Outside dimension (HxW)	320mm×230mm	
Number of inlet/outlet ports	11 ports (1 oval & 10 round)	
Diameter of fiber cable	Φ7-20mm	
Max Capacity of Fiber splice	16 Single cores	
Max Capacity of Splice Tray	9 Trays	
Max Capacity of FOSC	Bunchy: 16-144 (Cores)	


P/N and Specifications

Item No.	FOSC-GJS-D322	Heat-shrinkable sealing
Outside dimension (HxW)	440mm×230mm	
Number of inlet/outlet ports	7 ports (1 oval & 6 round)	
Diameter of fiber cable	Φ7-20mm	
Max Capacity of Fiber splice	16 Single cores	
Max Capacity of Splice Tray	18 Trays	
Max Capacity of FOSC	Bunchy: 16-288 FO	


Horizontal Type Fiber Optic Splice Closure

Fiberlink's **Horizontal Fiber Optic Splice Closure** are made of high density reinforced PC material. We supply different ports types, fittings and different fiber optic core numbers for horizontal / dome fiber optic splice closures. Fiber Optic Splice Closures (FOSC) are suitable for protecting optical fiber splices in straight through and branching applications, and can be used in aerial, duct and direct buried fiber optic cable projects.


P/N and Specifications

Item No.	FOSC-GJS-H501	
Outside dimension (LxWxH)	390mm×210mm×120mm	
Number of Cable Ports	6 ports (3Inlets + 3Outlets)	
Diameter of fiber cable	Φ7-16mm	
Splice trays & cores	4 Trays (Single: 12 cores or Double: 24 cores)	
Capacity of FOSC	Bunchy: 12-96(Cores)	


P/N and Specifications

Item No.	FOSC-GJS-H502	
Outside dimension (LxWxH)	320mm×210mm×85mm	
Number of Cable Ports	6 ports (3Inlets + 3Outlets)	
Diameter of fiber cable	Φ7-20 mm	
Splice trays & cores	4 Trays (Single: 12 cores or Double: 24 cores)	
Capacity of FOSC	Bunchy: 12-96(Cores)	


P/N and Specifications

Item No.	FOSC-GJS-H503	
Outside dimension (LxWxH)	280mm×200mm×90mm	
Number of Cable Ports	4 ports (2Inlets + 2Outlets)	
Diameter of fiber cable	Φ7-15 mm	
Splice trays & cores	4 Trays (Single: 12 cores or Double: 24 cores)	
Capacity of FOSC	Bunchy: 12-96(Cores)	


P/N and Specifications

Item No.	FOSC-GJS-H504	
Outside dimension (LxWxH)	450mm×220mm×110mm	
Number of Cable Ports	6 ports (3Inlets + 3Outlets)	
Diameter of fiber cable	Φ7-20mm	
Splice trays & cores	4 Trays (Single: 12 cores or Double: 24 cores)	
Capacity of FOSC	Bunchy: 12-96(Cores)	


P/N and Specifications

Item No.	FOSC-GJS-H505	
Outside dimension (LxWxH)	450mm×220mm×160mm	
Number of Cable Ports	6 ports (3Inlets + 3Outlets)	
Diameter of fiber cable	Φ7-23mm	
Splice trays & cores	8 Trays (Single: 12 cores or Double: 24 cores)	
Capacity of FOSC	Bunchy: 12-192(Cores)	


P/N and Specifications

Item No.	FOSC-GJS-H506	
Outside dimension (LxWxH)	460mm×180mm×120mm	
Number of Cable Ports	4 ports (2Inlets + 2Outlets)	
Diameter of fiber cable	Φ7-22mm	
Splice trays & cores	6 Trays (Single: 12 cores or Double: 24 cores)	
Capacity of FOSC	Bunchy: 12-144(Cores)	


P/N and Specifications

Item No.	FOSC-GJS-H507	
Outside dimension (LxWxH)	450mm×220mm×110mm	
Number of Cable Ports	8 ports (4Inlets + 4Outlets)	
Diameter of fiber cable	Φ7-20mm	
Splice trays & cores	4 Trays (Single: 12 cores or Double: 24 cores)	
Capacity of FOSC	Bunchy: 12-96(Cores)	

P/N and Specifications

Item No.	FOSC-GJS-H508	
Outside dimension (LxWxH)	420mm×185mm×120mm	
Number of Cable Ports	4 ports (2Inlets + 2Outlets)	
Diameter of fiber cable	Φ7-17mm	
Splice trays & cores	8 Trays (Single: 24 cores)	
Capacity of FOSC	Bunchy: 24-192(Cores)	


P/N and Specifications

Item No.	FOSC-GJS-H509	
Outside dimension (LxWxH)	470mm×180mm×125mm	
Number of Cable Ports	6 ports (3Inlets + 3Outlets)	
Diameter of fiber cable	Φ7-20mm	
Splice trays & cores	4 Trays (Single: 12 cores or Double: 24 cores)	
Capacity of FOSC	Bunchy: 12-96(Cores)	


P/N and Specifications

Item No.	FOSC-GJS-H510	
Outside dimension (LxWxH)	430mm×180mm×125mm	
Number of Cable Ports	6 ports (3Inlets + 3Outlets)	
Diameter of fiber cable	Φ7-20mm	
Splice trays & cores	4 Trays (Single: 12 cores or Double: 24 cores)	
Capacity of FOSC	Bunchy: 12-96(Cores)	


P/N and Specifications

Item No.	FOSC-GJS-H511	
Outside dimension (LxWxH)	340mm×150mm×70mm	
Number of Cable Ports	4 ports (2Inlets + 2Outlets)	
Diameter of fiber cable	Φ7-16mm	
Splice trays & cores	2 Trays (Single: 12 cores or Double: 24 cores)	
Capacity of FOSC	Bunchy: 12-48(Cores)	


P/N and Specifications

Item No.	FOSC-GJS-H512	
Outside dimension (LxWxH)	336mm×180mm×100mm	
Number of Cable Ports	8 ports (4Inlets + 4Outlets)	
Diameter of fiber cable	Φ7-16mm	
Splice trays & cores	2 Trays (Single: 12 cores or Double: 24 cores)	
Capacity of FOSC	Bunchy: 12-48(Cores)	


P/N and Specifications

Item No.	FOSC-GJS-H513	
Outside dimension (LxWxH)	605mm×215mm×120mm	
Number of Cable Ports	4 ports (2Inlets + 2Outlets)	
Diameter of fiber cable	Φ7-20mm	
Splice trays & cores	4 Trays (Single: 24 cores or Double: 48 cores)	
Capacity of FOSC	Bunchy: 24-192(Cores)	


P/N and Specifications

Item No.	FOSC-GJS-H514	
Outside dimension (LxWxH)	460mm×180mm×105mm	
Number of Cable Ports	4 ports (2Inlets + 2Outlets)	
Diameter of fiber cable	Φ7-22mm	
Splice trays & cores	4 Trays (Single: 24 cores)	
Capacity of FOSC	Bunchy: 12-96(Cores)	


P/N and Specifications

Item No.	FOSC-GJS-H515	
Outside dimension (LxWxH)	460mm×182mm×120mm	
Number of Cable Ports	4 ports (2Inlets + 2Outlets)	
Diameter of fiber cable	Φ7-20mm	
Splice trays & cores	4 Trays (Single: 12 cores or Double: 24 cores)	
Capacity of FOSC	Bunchy: 12-96(Cores)	


P/N and Specifications

Item No.	FOSC-GJS-H516	
Outside dimension (LxWxH)	605mm×215mm×175mm	
Number of Cable Ports	4 ports (2Inlets + 2Outlets)	
Diameter of fiber cable	Φ7-23mm	
Splice trays & cores	6 Trays (Single: 24 cores or Double: 48 cores)	
Capacity of FOSC	Bunchy: 24-288(Cores)	


P/N and Specifications

Item No.	FOSC-GJS-H517	
Outside dimension (LxWxH)	601mm×163mm×88mm	
Number of Input cable	4+4 Inlets	
Drop cable output	8+8Outlets	
Splitter Module	2 Modules (1x8 & 1x16)	


P/N and Specifications

Item No.	FOSC-GJS-H518	
Outside dimension (LxWxH)	413mm×160mm×88mm	
Number of Cable Ports	4 ports (2Inlets + 2Outlets)	
Diameter of fiber cable	Φ7-16mm	
Splice trays & cores	4 Trays (Single: 12 cores or Double: 24 cores)	
Capacity of FOSC	Bunchy: 12-96(Cores)	


P/N and Specifications

Item No.	FOSC-GJS-H519	
Outside dimension (LxWxH)	435mm×190mm×170mm	
Number of Cable Ports	8 ports (4Inlets + 4Outlets)	
Diameter of fiber cable	Φ7-22mm	
Splice trays & cores	12 Trays (Single: 24 cores)	
Capacity of FOSC	Bunchy: 24-288(Cores)	


P/N and Specifications

Item No.	FOSC-GJS-H520	
Outside dimension (LxWxH)	370mm×178mm×106mm	
Number of Cable Ports	4 ports (2Inlets + 2Outlets)	
Diameter of fiber cable	Φ7-23mm	
Splice trays & cores	4 Trays (Single: 12 cores or Double: 24 cores)	
Capacity of FOSC	Bunchy: 12-96(Cores)	


P/N and Specifications

Item No.	FOSC-GJS-H521	
Outside dimension (LxWxH)	580mm×185mm×125mm	
Number of Cable Ports	4 ports (2Inlets + 2Outlets)	
Diameter of fiber cable	Φ8-22mm	
Splice trays & cores	6 Trays (Single: 24 cores)	
Capacity of FOSC	Bunchy: 24-144(Cores)	


P/N and Specifications

Item No.	FOSC-GJS-H522	
Outside dimension (LxWxH)	655mm×215mm×185mm	
Number of Cable Ports	4 ports (2Inlets + 2Outlets)	
Diameter of fiber cable	Φ7-22mm	
Splice trays & cores	8 Trays (Single: 24 cores)	
Capacity of FOSC	Bunchy: 24-192(Cores)	


P/N and Specifications

Item No.	FOSC-GJS-H523	
Outside dimension (LxWxH)	210mm×210mm×45mm	
Number of Cable Ports	4 ports (2Inlets + 2Outlets)	
Diameter of fiber cable	Φ7-22mm	
Splice trays & cores	1 Trays (Single: 24 cores)	
Capacity of FOSC	Bunchy: 24(Cores)	


P/N and Specifications

Item No.	FOSC-GJS-H524	
Outside dimension (LxWxH)	465mm×250mm×240mm	
Number of Cable Ports	8 ports (4Inlets + 4Outlets)	
Diameter of fiber cable	Φ7-22mm	
Splice trays & cores	8 Trays (Single: 24 cores or 48 cores)	
Capacity of FOSC	Bunchy: 192-384(Cores)	


P/N and Specifications

Item No.	FOSC-GJS-H525	
Outside dimension (LxWxH)	435mm×190mm×120mm	
Number of Cable Ports	4 ports (2Inlets + 2Outlets)	
Diameter of fiber cable	Φ7-22mm	
Splice trays & cores	8 Trays (Single: 24 cores)	
Capacity of FOSC	Bunchy: 24-192(Cores)	


P/N and Specifications

Item No.	FOSC-GJS-H526	
Outside dimension (LxWxH)	435mm×190mm×120mm	
Number of Cable Ports	4 ports (2Inlets + 2Outlets)	
Diameter of fiber cable	Φ7-22mm	
Splice trays & cores	8 Trays (Single: 24 cores)	
Capacity of FOSC	Bunchy: 24-192(Cores)	


P/N and Specifications

Item No.	FOSC-GJS-H527	
Outside dimension (LxWxH)	470mm×240mm×120mm	
Number of Cable Ports	8 ports (4Inlets + 4Outlets)	
Diameter of fiber cable	Φ8-23mm	
Splice trays & cores	8 Trays (Single: 24 cores)	
Capacity of FOSC	Bunchy: 24-192(Cores)	

P/N and Specifications

Item No.	FOSC-GJS-H528	
Outside dimension (LxWxH)	350mm×145mm×90mm	
Number of Cable Ports	4 ports (2Inlets + 2Outlets)	
Diameter of fiber cable	Φ8-23mm	
Splice trays & cores	4 Trays (Single: 12 cores)	
Capacity of FOSC	Bunchy: 12-48(Cores)	


P/N and Specifications

Item No.	FOSC-GJS-H531	
Outside dimension (LxWxH)	420mm×150mm×110mm	
Number of Cable Ports	6 ports (3Inlets + 3Outlets)	
Diameter of fiber cable	Φ8-23mm	
Splice trays & cores	4 Trays (Single: 24 cores)	
Capacity of FOSC	Bunchy: 24-96(Cores)	


Rack Mount Fiber patch panel & Enclosure

Fiber patch panel & enclosure also named as rack mount fiber enclosure or fiber distribution panel, is used to terminate the fiber optic cable or provide access to the cable's individual fibers for cross connection. The rack mount fiber enclosure is normally 19", 21" and 23" rack system used in data center, and provide a flexible fiber management system.


P/N and Specifications

Item No.	FLK-3RU-12LGX	
3RU Chassis Size	482×225×134mm	
LGX Modular Size	225×129×35mm	
LGX Modular Slots	12 Slots	
LGX Modular Capacity	12xSC adapters & Pigtails	
Splice Capacity	Max. 144 Cores Splicing	


P/N and Specifications

Item No.	FLK-FPP-RMS-A12	
Dimension	482x250x45mm (1U)	
Splice trays	1*12 cores Splice trays	
Adapter plates	One-piece adapter plates	
Adapter Capacity	12xSC SX or LC DX	
Splice Capacity	12 cores (SC) / 24 cores (LC)	


P/N and Specifications

Item No.	FLK-FPP-RMS-A24	
Dimension	482x250x45mm (1U)	
Splice trays	1*24 cores Splice trays	
Adapter plates	One-piece adapter plates	
Adapter Capacity	24xSC SX	
Splice Capacity	24 cores (SC)	


P/N and Specifications

Item No.	FLK-FPP-RMS-A48	
Dimension	482x250x89mm (2U)	
Splice trays	2*24 cores Splice trays	
Adapter plates	One-piece adapter plates	
Adapter Capacity	48xSC SX	
Splice Capacity	48 cores (SC)	


P/N and Specifications

Item No.	FLK-FPP-RMS-B48	
Dimension	482x300x89mm (2U)	
Splice trays	2*24 cores Splice trays	
Adapter plates	One-piece adapter plates	
Adapter Capacity	48xSC SX	
Splice Capacity	48 cores (SC)	


P/N and Specifications

Item No.	FLK-FPP-RMS-B144	
Dimension	482x300x225mm (4U)	
Splice trays	6*24 cores Splice trays	
Adapter plates	One-piece adapter plates	
Adapter Capacity	144xSC SX	
Splice Capacity	144 cores (SC)	


P/N and Specifications

Item No.	FLK-FPP-RMS-C24	
Dimension	482x336x46.5mm(1U)	
Splice trays	1*24 cores Splice trays	
Adapter plates	2*6xSC DX adapter plate	
Adapter Capacity	12xSC DX	
Splice Capacity	24 cores (SC)	


P/N and Specifications

Item No.	FLK-FPP-RMS-C48	
Dimension	482x336x89mm(2U)	
Splice trays	2*24 cores Splice trays	
Adapter plates	6*4xSC DX adapter plate	
Adapter Capacity	24xSC DX	
Splice Capacity	48 cores (SC)	


P/N and Specifications

Item No.	FLK-FPP-RMS-C96	
Dimension	482x336x178mm(4U)	
Splice trays	2*24 cores Splice trays	
Adapter plates	12*4xSC DX adapter plate	
Adapter Capacity	48xSC DX	
Splice Capacity	96 cores (SC)	


P/N and Specifications

Item No.	FLK-FPP-RMS-D24	
Dimension	482x276.7x43mm (1U)	
Splice trays	1*24 cores Splice trays	
Adapter plates	One-piece adapter plates	
Adapter Capacity	24xSC SX	
Splice Capacity	24 cores (SC)	


P/N and Specifications

Item No.	FLK-FPP-RMS-E24	
Dimension	482x245x44mm (1U)	
Splice trays	1*24 cores Splice trays	
Adapter plates	One-piece adapter plates	
Adapter Capacity	24xSC SX	
Splice Capacity	24 cores (SC)	


P/N and Specifications

Item No.	FLK-FPP-RMS-F48	
Dimension	482x280x133mm	
Splice trays	2*24 cores Splice trays	
Adapter plates	6*8xSC SX adapter plate	
Adapter Capacity	48xSC SX	
Splice Capacity	48 cores (SC)	


P/N and Specifications

Item No.	FLK-FPP-RMS-F72	
Dimension	482x280x187mm	
Splice trays	3*24 cores Splice trays	
Adapter plates	9*8xSC SX adapter plate	
Adapter Capacity	72xSC SX	
Splice Capacity	72 cores (SC)	


P/N and Specifications

Item No.	FLK-FPP-RMS-F96	
Dimension	482x280x241mm	
Splice trays	4*24 cores Splice trays	
Adapter plates	12*8xSC SX adapter plate	
Adapter Capacity	96xSC SX	
Splice Capacity	96 cores (SC)	


P/N and Specifications

Item No.	FLK-FPP-RMF-A24	
Dimension	482x250x44mm (1U)	
Splice trays	1*24 cores Splice trays	
Adapter plates	3*8xSC SX adapter plate	
Adapter Capacity	24xSC SX	
Splice Capacity	24 cores (SC)	

P/N and Specifications

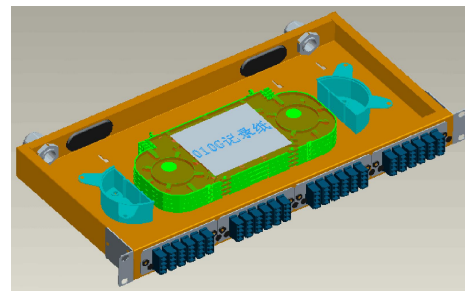
Item No.	FLK-FPP-RMF-A48	
Dimension	482x250x89mm (2U)	
Splice trays	2*24 cores Splice trays	
Adapter plates	6*8xSC SX adapter plate	
Adapter Capacity	48xSC SX	
Splice Capacity	48 cores (SC)	

P/N and Specifications

Item No.	FLK-FPP-RMF-A96	
Dimension	482x250x133mm (3U)	
Splice trays	4*24 cores Splice trays	
Adapter plates	One-piece adapter plates	
Adapter Capacity	96xSC SX	
Splice Capacity	96 cores (SC)	

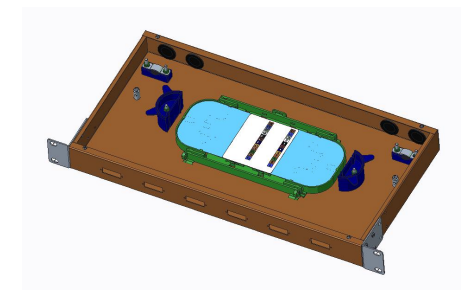
P/N and Specifications

Item No.	FLK-FPP-RMF-B96
Dimension	482x250x44mm (1U)
Splice trays	4*24 cores Splice trays
Adapter plates	4*6xLC Quad adapter plate
Adapter Capacity	24xLC Quad
Splice Capacity	96 cores (LC)



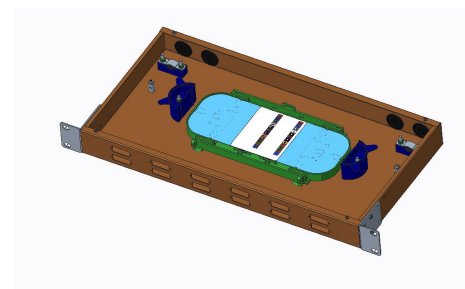
P/N and Specifications

Item No.	FLK-FPP-RMF-C12
Dimension	482x220x44mm (1U)
Splice trays	1*24 cores Splice trays
Adapter plates	One-piece adapter plates
Adapter Capacity	6xSC DX
Splice Capacity	12 cores (SC)



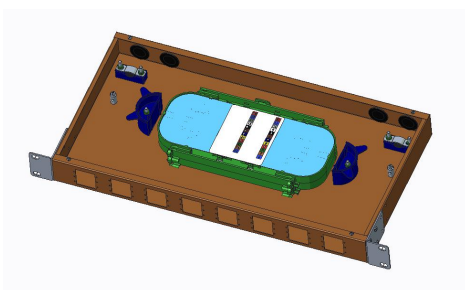
P/N and Specifications

Item No.	FLK-FPP-RMF-C24
Dimension	482x220x44mm (1U)
Splice trays	1*24 cores Splice trays
Adapter plates	One-piece adapter plates
Adapter Capacity	12xSC DX
Splice Capacity	24 cores (SC)



P/N and Specifications

Item No.	FLK-FPP-RMF-C24
Dimension	482x220x44mm (1U)
Splice trays	2*24 cores Splice trays
Adapter plates	One-piece adapter plates
Adapter Capacity	24xSC DX
Splice Capacity	48 cores (SC)




P/N and Specifications

Item No.	FLK-FPP-RTCF24
Dimension	482x312x44mm (1U)
Splice trays	1*24 cores Splice trays
Adapter plates	3*8xSC SX adapter plate
Adapter Capacity	24xSC SX
Splice Capacity	24 cores (SC)



P/N and Specifications

Item No.	FLK-FPP-RTCS48
Dimension	482x312x89mm (2U)
Splice trays	2*24 cores Splice trays
Adapter plates	6*8xSC SX adapter plate
Adapter Capacity	48xSC SX
Splice Capacity	48 cores (SC)



P/N and Specifications

Item No.	FLK-FPP-RMD-A48
Dimension	482x300x44mm (1U)
Splice trays	2*24 cores Splice trays
Adapter plates	One-piece adapter plates
Adapter Capacity	24xSC DX
Splice Capacity	48 cores (SC)




P/N and Specifications

Item No.	FLK-FPP-RMD-B24
Dimension	482x300x45mm (1U)
Splice trays	2*12 cores Splice trays
Adapter plates	2*12xSC SX adapter plate
Adapter Capacity	24xSC SX
Splice Capacity	24 cores (SC)



P/N and Specifications

Item No.	FLK-FPP-RMD-B48
Dimension	482x300x89mm (1U)
Splice trays	2*24 cores Splice trays
Adapter plates	One-piece adapter plates
Adapter Capacity	48xSC SX
Splice Capacity	48 cores (SC)



P/N and Specifications

Item No.	FLK-FPP-RSW-A24
Dimension	482x300x45mm (1U)
Splice trays	1*24 cores Splice trays
Adapter plates	One-piece adapter plates
Adapter Capacity	24xSC SX
Splice Capacity	24 cores (SC)



P/N and Specifications

Item No.	FLK-FPP-RSW-B24
Dimension	482x290x45mm (1U)
Splice trays	2*12 cores Splice trays
Adapter plates	6*2xLC DX adapter plate
Adapter Capacity	12xLC DX
Splice Capacity	24 cores (LC)



P/N and Specifications

Item No.	FLK-FPP-RSW-B48
Dimension	482x290x89mm (1U)
Splice trays	2*24 cores Splice trays
Adapter plates	6*2xLC Quad adapter plate
Adapter Capacity	12xLC Quad
Splice Capacity	48 cores (LC)




P/N and Specifications

Item No.	FLK-FPP-RSW-C24
Dimension	482x300x45mm (1U)
Splice trays	2*12 cores Splice trays
Adapter plates	3*4xSC DX adapter plate
Adapter Capacity	12xSC DX
Splice Capacity	24 cores (SC)

**P/N and Specifications**

Item No.	FLK-FPP-RSW-D24
Dimension	482x280x44mm (1U)
Splice trays	2*24 cores Splice trays
Adapter plates	One-piece adapter plates
Adapter Capacity	24xSC SX
Splice Capacity	24 cores (SC)



Planner Lightwave Circuit (PLC) Splitter

Planar Lightwave Circuit (PLC) Fiber splitter is a micro optical passive component that is fabricated using silica optical wave-guide technology. Fiber PLC Splitters offer a low cost solution for optical signal distribution. Optical Splitter & coupler features small size, high reliability, wide operating wavelength range and excellent channel uniformity, and is widely used in PON networks to realize optical signal power splitting. Several types are available Fan-out PLC splitter, Micro module PLC splitter, LGX cassette PLC Splitter or Rack mount PLC splitter.

1xN PLC Splitter Specifications

Port Configuration		1x2	1x4	1x8	1x16	1x32	1x64
Fiber Type		SMF28-e or customer specified					
Operating Wavelength (nm)		1260~1650					
Insertion Loss (dB)	Typical	3.7	6.8	10.0	13.0	16.0	19.5
	Max	4.0	7.2	10.5	13.5	16.9	21.0
Loss Uniformity(dB)	Max	0.4	0.6	0.8	1.2	1.5	2.5
Return Loss (dB) (S/P Grade)	Min	50/55	50/55	50/55	50/55	50/55	50/55
Polarization Dependent Loss(dB)	Max	0.2	0.2	0.3	0.3	0.3	0.4
Directivity (dB)	Min	55	55	55	55	55	55
Wavelength Dependent Loss(dB)	Max	0.3	0.3	0.3	0.5	0.5	0.8
Temperature Stability (-40~85 °C)(dB)	Max	0.5	0.5	0.5	0.8	0.8	1.0
Operating Temperature (°C)		-40~85					
Storage Temperature (°C)		-40~85					


Note: All the data above does not include connectors.
Add an additional 0.2dB loss per connector.

2xN PLC Splitter Specifications

Port Configuration		2x2	2x4	2x8	2x16	2x32	2x64
Fiber Type		SMF28-e or customer specified					
Operating Wavelength (nm)		1260-1650					
Insertion Loss (dB)	Typical	3.8	7.4	10.8	14.2	17.0	21.0
	Max	4.2	7.8	11.2	14.6	17.5	21.5
Loss Uniformity(dB)	Max	1.0	1.4	1.5	2.0	2.5	2.5
Return Loss (dB) (S/P Grade)	Min	50/55	50/55	50/55	50/55	50/55	50/55
Polarization Dependent Loss(dB)	Max	0.2	0.2	0.4	0.4	0.4	0.5
Directivity (dB)	Min	55	55	55	55	55	55
Wavelength Dependent Loss(dB)	Max	0.8	0.8	0.8	0.8	0.8	1.0
Temperature Stability (-40~85 °C)(dB)	Max	0.5	0.5	0.5	0.8	0.8	1.0
Operating Temperature (°C)		-40~85					
Storage Temperature (°C)		-40~85					

Note: All the data above does not include connectors.
Add an additional 0.2dB loss per connector.

1. Bare Fiber PLC Splitter



2. Micro Module PLC Splitter



3. ABS Module PLC Splitter




4. Rack-mount PLC Splitter



PLC Splitter Package Dimension

PLC Splitter	1*2	1*4	1*8	1*16	1*32	1*64
Bare Fiber	40*4*4mm	40*4*4mm	40*4*4mm	50*7*4mm	50*7*4mm	60*12*4mm
Mini Module	60*7*4mm	60*7*4mm	60*7*4mm	60*12*4mm	80*20*6mm	100*40*6mm
ABS Module	100*80*10mm	100*80*10mm	100*80*10mm	120*80*18mm	120*80*18mm	140*115*18mm
Rack-mount	/	482*250*44mm	482*250*44mm	482*250*44mm	482*250*44mm	482*250*88mm
PLC Splitter	2*2	2*4	2*8	2*16	2*32	2*64
Bare Fiber	60*7*4mm	60*7*4mm	60*7*4mm	60*7*4mm	80*20*6mm	/
Mini Module	60*7*4mm	60*7*4mm	60*7*4mm	60x12x4mm	80*20*6mm	/
ABS Module	100*80*10mm	100*80*10mm	100*80*10mm	120*80*18mm	120*80*18mm	140*115*18mm
Rack-mount	/	482*250*44mm	482*250*44mm	482*250*44mm	482*250*44mm	482*250*88mm

Standard LGX Module PLC Splitter provides a plug-and-play method for integration in the network, which eliminates any risks during installation. It eliminates the need for splicing machines on the field and there is no need for skilled personnel for deployment. PLC Splitter LGX Modules are available in the form of either plastic module cassette (an ABS box) with ruggedized fiber jackets of 2mm and up to 3mm, or LGX metal box for plug and play splitter applications.



Specifications

Part No.	FLK-LGX-SP102, SP104, SP108
Dimension	129×120×29 mm
Input	1xSC/APC adapter
Output	2, 4, 8×SC/APC adapter
PLC Splitter	1x2, 1x4, 1x8 Micro PLC Splitter
Color of LGX box	Black or Grey



1x8 LGX module Splitter

2x8 LGX Module Splitter

2x32 LGX Module Splitter

Specifications

Part No.	FLK-LGX-SP108	FLK-LGX-SP208	FLK-LGX-SP232
Dimension	129×120×29 mm	129×120×29 mm	86×120×18 mm
Input	1xLC/APC adapter	2xLC/APC adapter	2xLC/APC adapter
Output	8×LC/APC Pigtails of 2.0mm	8×LC/APC Pigtails of 2.0mm	8×LC/APC Pigtails of 2.0mm
PLC Splitter	1x8 Micro PLC Splitter	2x8 Micro PLC Splitter	2x32 Micro PLC Splitter
Color of LGX box	Black or Grey	Black or Grey	Black or Grey

Fiber Optic FBT Coupler

FBT Optical Fiber Couplers are used to distribute optical signals to two output fibers. We offer various types of single mode or multimode coupler including standard couplers, polarization independent couplers, wavelength independent couplers and wavelength flattened couplers. These couplers are highly stable. They have low insertion loss, low polarization sensitivity and excellent uniformity.



Performance Specifications

Single mode Dual Window Wideband Couplers		
Grade	P	A
Coupling Ratio (%)	50/50	50/50
Excess Loss (Typical) (dB)	0.07	0.1
Maximum Insertion loss (dB)	3.6	3.8
Uniformity (Max.) (dB)	0.7	1.0
Polarization Sensitivity (dB)	0.10	0.15
Operating Wavelength (nm)	1310 / 1550 ± 40, 1310*1585 ± 40, or custom wavelength	

Coupling Ratio/insertion Loss Conversion Chart

Coupling Ratio	Insertion Loss	
	Premium	A Grade
40/60	4.7/2.7	5.0/2.9
30/70	6.0/1.9	6.4/2.1
20/80	7.9/1.2	8.5/1.4
10/90	11.3/0.5	12.0/0.8
5/95	14.0/0.35	14.6/0.43
1/99	22.5/0.25	23.0/0.35
Coupling Ratio(%)	1~50	
Directivity (dB)	>55	
Operating Temperature (°C)	-20 - + 85	
Storage Temperature (°C)	-40 - + 85	
Fiber Type	Corning Singlemode SMF-28, DS Fiber, or flexcore	
Fiber Pigtail Length (m)	1	
Port Configuration	1x2 or 2x2	
Package Dimension	Package D,E,F,G	

Package Dimensions & Pigtail Style

Package Type	Dimension	Pigtail Style
Package D:	3mm x 40mm stainless steel tube	250um bare fiber
Package E:	3mm x 54mm stainless steel tube	250um bare fiber
Package F:	3mm x 60mm stainless steel tube	250um bare fiber or 900um loose tube
Package G:	10mm x 20mm x 90mm case	2mm, 3mm cable or 900um loose tube

MTP/MPO Trunk Cable

Fiberlink **MTP/MPO Trunk Cable** is designed for 40G QSFP+ SR4, 40G QSFP+ CSR4 and 100G QSFP28 SR4 optics direct connection and high-density data center applications; The MTP/MPO connectors comply with the standard TIA-568C.3-2008 and YD/T1272.5-2009, it was widely used in the pre-terminated system of the IDC and blocks. MTP/MPO trunk cable also named MTP/MPO Harness cable helps to fast installation for Data Center and other Fiber Optic environment. Its efficient plug and play structure which can significantly lower the installation and daily maintenance costs surpasses MDA, HDA and EDA regional module cassette or fan-out fiber connections. MPO Trunk cable and provides lower insertion loss and higher return loss so that it fully complied to the high speed network system.



MTP/MPO Trunk Cable

Features

- Ready equipped MPO connectors and technical tensile and resilient design for 400N and 100N/CM
- Special test for all the ports of the trunk cable makes higher reliability
- Low loss MPO connectors on both two sides
- Easily updated to the next generation for 40G and 100G
- 12 to 144 cores, OM3, OM4 and OS2 fiber optic cable, length in meters.
- Outside coatings can be OFNR, OFNP and LSZH, etc.
- OFNR can pass through UL-1666 flaming test.
- OFNR can get through UL-910 flaming test, LSZH meets IEC60332-1 and IEC60332-3 standard
- Pre-terminated module or MPO adapters connected

Applications

- Data communication applications
- Data Centre infrastructure
- Storage Area Network-Fiber Channel
- Emerging 40 and 100Gbps Protocols compatible

MTP/MPO Side Technical Specifications

Specification	SM STANDARD		MM STANDARD	
	Typical	Max	Typical	Max
Insertion Loss (IL)	0.20 dB	0.70 dB	0.15 dB	0.50 dB
Return Loss (RL)	60dB (8° Polish)		25dB (PC Polish)	
Durability	< 0.3 dB after 500 mating cycles		< 0.2 dB after 500 mating cycles	
Ferrule Type Available	4, 8, 12, 24		4, 8, 12, 24	
Operating Temperature	-40°C~+75°C			
Storage Temperature	-40°C~+80°C			

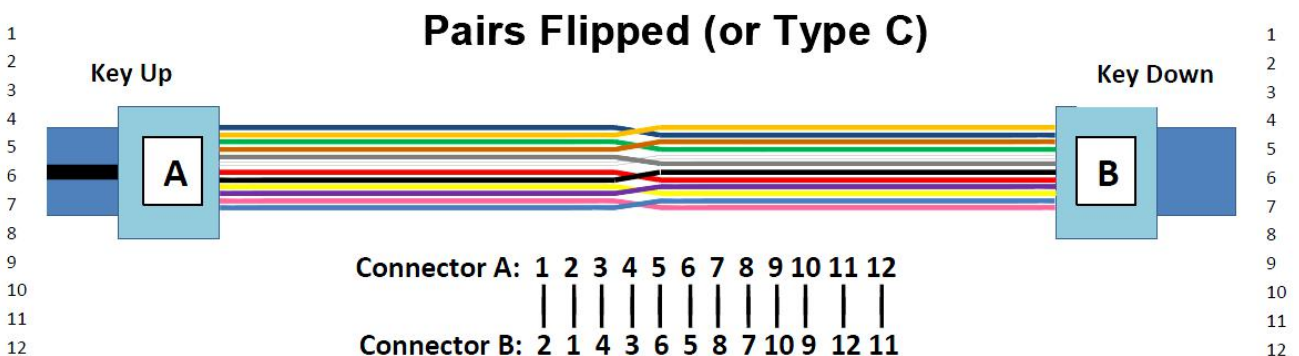
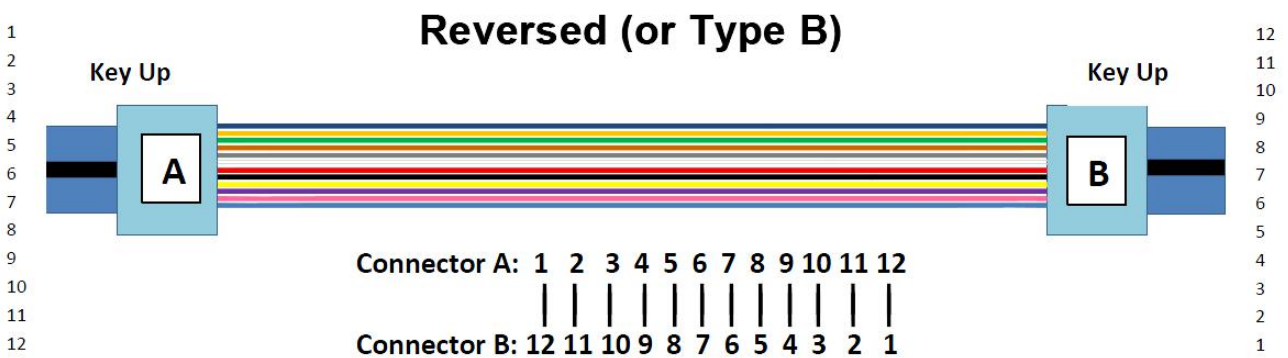
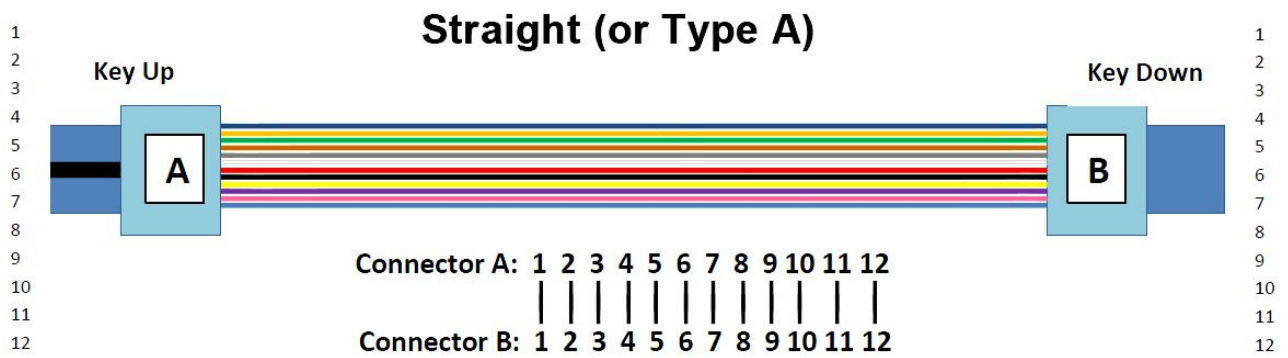
TRANSMISSION PERFORMANCE

Part number	OM3 50/125um	OM4 50/125um	OS2 9/125um
MAX Attenuation (dB/KM)	2.5 / 0.7	2.5 / 0.7	0.36/ 0.22
MIN EMB bandwidth (MHz.KM)	2000/-	4700/-	/
Attenuation variation, 7.5mm radius,250um coated fiber,850nm	< 0.2dB	< 0.2dB	/
Attenuation variation, 7.5mm radius,250umcoated fiber,1550nm	/	/	< 0.2dB

MTP/MPO Trunk Cable Specifications


Cores	OD(mm)	MIN bending radius(dynamic)mm	MIN bending radius(static)mm	MAX install tension	Short term resilience
12	4.5	45	22	450	100
24	8	80	40	600	100
48	/	80	40	600	100
72	/	100	50	600	100
96	/	100	50	600	100
114	/	100	50	600	100

Pre-terminated MTP/MPO Standard Polarity Methods



MTP/MPO Fan-out Cable Assembly

Fiberlink **MTP/MPO Fan-out Cable Assemblies** are designed for high density applications with require high performance and speedy installation. MTP/MPO fan-out assemblies are numbered for full traceability. Available in 12 core configuration, these space saving assemblies comes with either MTP Male or MTP Female Connectors on one end and LC, SC, FC, or MT-RJ Connectors on the other end. They are available in 4, 6, 8, or 12 fiber ribbon configurations.



MTP/MPO Fan-out Cable Assembly

Features

- Transition from Trunk Backbone to Fiber Rack
- 12 Cores Configuration (Custom Order Option)
- MPO fan-outs numbered for traceability
- Test Report with each assembly
- Cable terminated in high density MTP/MPO connectors
- Available in 12 fiber and 24 fiber configurations

Applications

- Data communication applications
- Data Centre infrastructure
- Storage Area Network-Fiber Channel
- Emerging 40 and 100Gbps Protocols compatible

MTP/MPO Side Technical Specifications

Specification	SM STANDARD		MM STANDARD	
	Typical	Max	Typical	Max
MPO				
Insertion Loss (IL)	0.20 dB	0.70 dB	0.15 dB	0.50 dB
Return Loss (RL)	60dB (8° Polish)		25dB (PC Polish)	
Durability	< 0.3 dB after 500 mating cycles		< 0.2 dB after 500 mating cycles	
Ferrule Type Available	4, 8, 12, 24		4, 8, 12, 24	
Operating Temperature	-40°C~+75°C			
Storage Temperature	-40°C~+80°C			

Fan-out Side Technical Specifications

Specification	Single Mode PC	Single Mode APC	Multi-mode
Insertion Loss (IL)	< 0.3 dB	< 0.3 dB	< 0.3 dB
Return Loss (RL)	> 50 dB	> 60 dB	N/A
Operating Temperature	-40°C~+75°C		
Storage Temperature	-40°C~+80°C		

1U High-density MPO Rack Mount Fiber Patch Panel

Fiberlink **MTP/MPO-LC 1U Rack mount Patch Panel** mounts up to 4xMTP/MPO-LC cassettes in a 19" arrangement taking only 1U height. The Rack mount patch panel provide easy access, connection and securing of the MTP Trunk Cables to the rear of the cassettes. Blank panels are included for the unused apertures within the patch panel. The 19" mounting brackets are adjustable to allow the panel to be set further back in the cabinet mounting frames.

Features

- Easy for installation and operation
- 19" standard structure
- Available for the installation of FC/SC/ST/LC adapters
- FTTX FTTH solutions


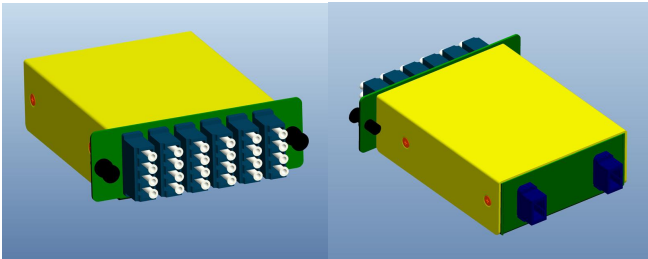
Applications

- Data communication applications
- Data Centre infrastructure
- Storage Area Network-Fiber Channel
- Emerging 40 and 100Gbps Protocols compatible

1RU Rack mount Panel for 96 fibers MPO-LC (P/N: FLK-MTPP-1RU-A96)



Part No.	FLK-MTPP-1RU-A96
Dimension	482x343x44mm (Plastic body)
Sub-Cassette	4x12 fibers MTP/MPO-LC Cassettes or 4x24 fibers MTP/MPO-LC Cassettes
Capacity	48 FO or 96 FO
Color of Panel	Black
Connector type	Supports SC, ST, FC, LC, E2000 MPO pass through or MPO Cassette Holder
<div style="display: flex; justify-content: space-around;"> <div style="text-align: center;"> <p>1RU Rack Mount Panel (A96 Type)</p>  </div> <div style="text-align: center;"> <p>MPO-24xLC Cassette</p>  </div> </div>	

1RU Rack mount Panel for 96 fibers MPO-LC (P/N: FLK-MTPP-1RU-B96)

Part No.	FLK-MTPP-1RU-B96
Dimension	482x250x44mm (Depth 200mm, 230mm, 280mm optional)
Sub-Cassette	4x12 fibers MTP/MPO-LC Cassettes or 4x24 fibers MTP/MPO-LC Cassettes
Capacity	48 FO or 96 FO
Color of Panel	Black
Connector type	Supports SC, ST, FC, LC, E2000 MPO pass through or MPO Cassette Holder
<div style="display: flex; justify-content: space-around;"> <div style="text-align: center;"> <p>1RU Rack Mount Panel (B96 Type)</p>  </div> <div style="text-align: center;"> <p>MPO-24xLC Cassette</p>  </div> </div>	

1RU Rack mount Panel for 96 fibers MPO-LC (P/N: FLK-MTPP-1RU-C96)

Part No.	FLK-MTPP-1RU-C96
Dimension	482x300x44mm
Sub-Cassette	4x12 fibers MTP/MPO-LC Cassettes or 4x24 fibers MTP/MPO-LC Cassettes
Capacity	48 FO or 96 FO
Color of Panel	Black
Connector type	Supports SC, ST, FC, LC, E2000 MPO pass through or MPO Cassette Holder

1RU Rack Mount Panel (C Type)	MPO-24xLC Cassette
	

Fiber Optic Patch Cable Assembly

Fiber Optic Patch Cable also named as fiber optic jumper, are made from single or multi-fiber cables and pre-terminated at each end with fiber optic connectors. The purpose of a Optical fiber jumper is to connect one or more devices or equipment in a fiber optic network. Fiber optic connectors on the end of fiber patch cord cables can be of various types, including FC, SC, ST, LC, MU, E2000, MTRJ, MPO, SMA, FDDI, DIN, and D4. There are two major application areas of fiber optic patch cables which are network station to outlet and fiber optic patch panels or optical cross connect distribution center.



Compliance

Telcordia GR-326-CORE Generic requirements for Single mode optical connectors and Jumper assemblies.

IEC 874-1 Generic specification for fiber optic connectors and cables

ANSI/TIA-568-C.3, ISO/IEC 11801 2nd Ed., CENELEC EN 50173, UL94V-0

Cable flame resistant rate: OFNR or IEC60332-3 standard

Fiber Specifications

Fiber Type	Max. Attenuation (dB/km)				Min. Overfill Launch Bandwidth (Mhz•km)		Min. Gigabit Ethernet Link Distance (m)		
	850nm	1300nm	1310nm	1550nm	850nm	1300nm	Gigabit		10Gigabit
							850nm	1300nm	850nm
OM1 62.5/125µm	≤2.7	≤0.6	-	-	≥200	≥600	275	550	-
OM2 50/125µm	≤2.5	≤0.7	-	-	≥500	≥500	550	550	-
OM3 50/125µm	≤2.3	≤0.6	-	-	≥1500	≥500	1000	600	300
OM4 50/125µm	≤2.3	≤0.6	-	-	≥3500	≥500	1000	600	550
OS1 9/125µm	-	-	≤0.34	≤0.20	-	-	-	-	-
OS2 9/125µm	-	-	≤0.34	≤0.24	-	-	-	-	-









Cable Specifications

Fiber Mode	Single mode	Multimode
	G652D, G657A1/A2, G657B3	OM1, OM2, OM3 or OM4
Cable Type	Simplex, Duplex Zip-cord, or Multi-cores	
Tight-buffered Fiber Diameter	0.9mm	
Tight-buffered Fiber Coating	PVC or LSZH	
Strength Member	Aramid Yarn	
Cable Diameter	0.9mm, 1.6mm, 2.0mm, 2.4mm, 2.8mm, 3.0mm	
Outer Jacket	PVC or LSZH	
Jacket Color	SM Yellow OM1, OM2 Orange OM3 Aqua OM4 Pink	
Operating Temp.	-20 °C to +70 °C/+85 °C (armored)	
Storage Temp.	-40 °C to +85 °C	
Humidity (FOTP-5)	90-95% at 40°C	
Strength of Coupling Mechanism (FOTP-185)	33 N at 0° for 5 sec	
Cable Retention (FOTP-6)	50 N at 0° for 5 sec.	
Twist (FOTP-36)	15 N at 0° 5 turns, 10 cycles	
Flex (FOTP-1)	0.5 Kg at 25 cm, +90° to -90°, 100 cycles	
















Connector specifications

Item	Single mode			Multimode		
	PC	UPC	APC	OM1	OM2	OM3 or OM4
Insert. Loss	0.25dB Max. (0.10dB typ.)			0.3dB Max. (0.15dB typ.)		
Return Loss	≥ 45 dB	≥ 50 dB	≥ 60 dB	N.A		
Connector Type	SC, FC, ST, LC, MU, MTRJ, E2000, MPO etc					
Ferrule	Zirconia Ferrule (Zro2)			Zirconia Ferrule (Zro2)		
Polishing Type	PC, UPC or APC			PC or UPC		
Durability	500 cycles(0.2 dB max increase), 1000mate/demate cycles					
Pull strength	≥98N	≥98N	≥98N	≥98N		













1. Fiber Patch cord pictures

			
SC Patch cord	FC Patch cord	LC Patch cord	ST Patch cord
			
MU Patch cord	MTRJ Patch cord	E2000 Patch cord	MPO Patch cord














2. Fiber pigtail pictures

		
SC/UPC SM Pigtail	SC/APC SM Pigtail	SC/PC MM Pigtail
		
LC/UPC SM Pigtail	LC/APC SM Pigtail	LC/PC MM Pigtail
		
FC/UPC SM Pigtail	FC/APC SM Pigtail	FC/PC MM Pigtail
		
ST/UPC SM Pigtail	ST/PC MM Pigtail	MU/UPC SM Pigtail
		
MU/APC SM Pigtail	E2000/UPC SM Pigtail	E2000/APC SM Pigtail

3. 12 Colors Multi-cores Fiber Optic Pigtaills

		
12 Colors SC/UPC SM Multi-pigtails	12 Colors SC/APC SM Multi-pigtails	12 Colors SC/PC MM Multi-pigtails
		
12 Colors LC/UPC SM Multi-pigtails	12 Colors LC/APC SM Multi-pigtails	12 Colors LC/PC MM Multi-pigtails
		
12 Colors FC/UPC SM Multi-pigtails	12 Colors FC/APC SM Multi-pigtails	12 Colors FC/PC MM Multi-pigtails
		
12 Colors ST/UPC SM Multi-pigtails	12 Colors ST/APC SM Multi-pigtails	12 Colors ST/PC MM Multi-pigtails

4. Bunchy Fan-out Pigtaills

			
SC/UPC SM Bunchy Fan-out Pigtaills	SC/APC SM Bunchy Fan-out Pigtaills	SC/PC MM Bunchy Fan-out Pigtaills	
			
LC/UPC SM Bunchy Fan-out Pigtaills	LC/PC MM Bunchy Fan-out Pigtaills	LC/PC OM3 Bunchy Fan-out Pigtaills	
			
FC/UPC SM Bunchy Pigtaills	FC/PC MM Bunchy Pigtaills	ST/UPC SM Bunchy Pigtaills	ST/PC MM Bunchy Pigtaills
			
SC-SC SM Breakout Distribution Cable	SC/APC-SC/UPC SM Breakout Cable	LC-LC OM3 Breakout Distribution Cable	

Outdoor Waterproof Optical Cable Assemblies

Outdoor Waterproof Optical Cable Assemblies are specially designed for outdoor harsh environment for protection optical cable assemblies to be waterproof, anti-rodent, anti UV etc. We provide high-quality IP68 waterproof fiber cable assemblies with ODVA, Fullaxs, PDLC, CPRI and NSN. These high performance waterproof outdoor optical cable assemblies can be used for FTTH, ONU, CATV, Base station in harsh environment.



1. Outdoor Waterproof Fiber Cable Pigtails for CCTV

Outdoor Waterproof Fiber Cable Pigtails can be used in harsh environment. It is mainly used in outdoor connection of the optical transmitter. Waterproof fiber pigtail is designed with a stainless steel strengthened waterproof unit and armored outdoor PE jacketed cables.



Waterproof Cable Pigtails are 2, 4, 6, 8, 12 fibers optional

Specifications

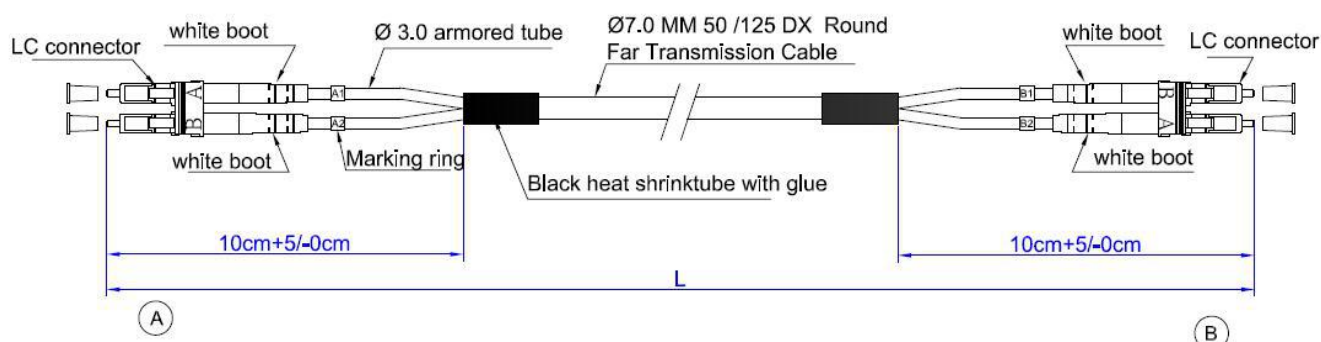
Parameter	Waterproof cable pigtail / patch cord			
	SM			MM
	PC	UPC	APC	PC
Insertion loss (typ.)	≤0.3dB	≤0.3dB	≤0.3dB	≤0.3dB
Return loss (typ.)	≥45dB	≥50dB	≥60dB	≥35dB
Operating wavelength	1310/1550nm			850/1300nm
Numbers of fiber	2, 4, 6, 8, 12 fibers optional			
Fan-out cable type	2.0mm color-coded jacketed sub-units			
Assembly connector	FC, SC, ST, LC, E2000 etc.			
Exchangeability	≤0.2dB			
Operating temperature	-40°C~75°C			
Storage temperature	-45°C~80°C			

2. FTTA Outdoor DLC-DLC CPRI Armored Cable Assembly for RRU

The FTFA Outdoor CPRI fiber optic cable assembly is used to transmit signals between BBU and RRU or between RRUs. And the GYFJH outdoor fiber optic cable is classified into Single-mode & Multi-mode optical fiber. We supply FTFA outdoor fiber optic patch cord with armored or non-armoured optional.

		
<p>DLC CPRI Armored Cable Assembly</p>	<p>NSN Boot DLC CPRI Optical Cable Assembly for RRU</p>	<p>NSN Boot DLC CPRI Cable Reel</p>

CPRI DL/DLC Patch cord Assembly Drawing:



Cable Parameters

Fiber Count	Cable Dimension	Cable Weight	Tensile N		Crush N/100mm		Min. Bend Radius mm		Temperature
			Long Term	Short Term	Long Term	Short Term	Dynamic	Static	
2	7.0mm	42.3kg/km	200	400	1100	2200	20D	10D	-30-+70

Note:

1. All the values in the table, which are for reference only, are subject to change without notice;
2. The cable dimension and weight are subject to the simplex cable of 2.0 outer diameter;
3. D is outer diameter of the round cable;

Cable Parameters





Fiber Count	2 Fibers	
Fiber Type	SM G657A, or MM 50/125 or MM 62.5/125	
Buffer	Diameter	900um±10um
	Material	LSZH
Simplex cable	Diameter	2.0mm±0.1mm
	Material	LSZH
	Color	SM: Blue and Yellow / MM: Orange and grey
Filler	Diameter	2.0mm±0.1mm
	Material	LSZH
	Color	Black
Strength Member	Kevlar	
Jacket	Diameter	7.0±0.1mm
	Material	LSZH
	Color	Black

3. ODVA Outdoor Waterproof Optical Cable Assembly for FTTH

Outdoor IP67 Industrial ODVA connector assembly is designed for outdoor waterproof connector attaches to adapter on panel of RRH. The common LC connector pair inside allows easier testing and cleaning. There are two types of connector plugs available: threaded and easy-connect bayonet. This ODVA waterproof cable is a typical outdoor use fiber cable, suitable for different temperature and weather, especially ideal for FTTH and harsh environment use.







		
ODVA-LC FTTH Cable Assembly	ODVA-SC FTTH Cable Assembly	ODVA-MPO FTTH Cable Assembly

ODVA Adapter & Closures

			
ODVA Enclosure Adapter	ODVA In-line Adapter	ODVA Indoor Enclosure	ODVA Outdoor Enclosure


4. Outdoor FTTH PDLC Fiber Patch cords, used for 3G, 4G and Wimax Base Station

The PDLC assembly, designed with standard DLC connector, are widely used in FTTH and other harsh outdoor application and becoming the standard interface specified in 3G, 4G and WiMax Base Station remote radios and Fiber-to-the-Antenna applications. The standard size of duplex LC connectors and the outer housing with metal or plastic protective device makes the connecting safe and reliable and have the functions of waterproof, dust-proof. Our PDLC cable assemblies have passed tests like salt mist, vibration and shock and meet protection class IP67 and are perfect for industrial networks and harsh environments where providing protection from moisture, chemicals, corrosive gases and liquids.

		
PDLC-DLC Outdoor Assembly	PDLC-2xFC Outdoor Assembly	PDLC-2xST Outdoor Assembly
		
PDLC Adapter	PDLC Adapter Plug	PDLC Outdoor Assembly Reel

5. FULLAXS Fiber to the Antenna Rugged Interconnect

To meet the needs of the next generation WiMax and long term evolution(LTE) fiber to the antenna (FTTA) connection design for outdoor use harsh requirements, has released the FullAXS connector system, which provides the remote radio between the SFP connection and the base station, used for Telecom applications. This new product to adapt the SFP transceiver provides the most widely in the market, so that end users can choose to meet the specific requirements of the transceiver system.

		
<p>Fullaxs(LC)-DLC FTTA Cable Assembly</p>	<p>Fullaxs(LC)-Fullaxs(LC) Jumper</p>	<p>Fullaxs Enclosure Adapter</p>

6. Mini SC Pre-Terminated 5.0mm Round Drop Cable Jumper

Huawei Mini SC pre-terminated OSP 5.0mm Round drop cable jumpers provide easy FTTx installation and termination using existing hardware and installation methods for drops to homes and businesses. Its flat profile is compatible with existing wedge (P) clamps. The Ruggedized Connector, an outside plant Mini SC/APC, is compatible with industry standard OSP terminals.

		
<p>MINI-SC FTTA Cable Assembly</p>	<p>MINI-SC Enclosure Adapter</p>	<p>MINI-SC Outdoor Enclosure</p>





Fiber Optic Adapter

Fiber optic adapter, also named as fiber adapter or fiber coupler, is a special connector designed to mate or connect two ends of a fiber optic cable with high precision. Fiber adapters are widely used in optical distribution frame(ODF), optical fiber communications equipment, measuring appliance and so on. According to the types of fiber optic connectors that fiber adapters are connected, there are common adapters: SC adapter, FC adapter, ST adapter, LC adapter, MU adapter, E2000 adapter, MTP/MPO adapter etc.

Specifications:


Item	Specification
Insertion Loss	≤0.20dB
Durability	≤0.20dB typical change,1000matings
Operating Temperature	-40°C to +85°C

SC, LC Fiber Optic Adapters







				
FLK-SAP-SX-SU	FLK-SAP-SX-SP	FLK-SAP-SX-SA	FLK-SAP-SX-M3	FLK-SAP-SX-M4
				
FLK-SAP-DX-SU	FLK-SAP-DX-SP	FLK-SAP-DX-SA	FLK-SAP-DX-M3	FLK-SAP-DX-M4
				
FLK-LAP-SX-LU	FLK-LAP-SX-LP	FLK-LAP-SX-LA	FLK-LAP-SX-M3	FLK-LAP-SX-M4
				
FLK-LAP-DX-LU	FLK-LAP-DX-LP	FLK-LAP-DX-LA	FLK-LAP-DX-M3	FLK-LAP-DX-M4
				

FLK-LAP-DXQ-LU	FLK-LAP-DXQ-LP	FLK-LAP-DXQ-LA	FLK-LAP-DXQ-M3	
				
FLK-LAP-DXT-LU	FLK-LAP-DXT-LP	FLK-LAP-DXT-LA	FLK-LAP-DXT-M3	
				
FLK-LAP-QD-LU	FLK-LAP-QD-LP	FLK-LAP-QD-LA	FLK-LAP-QD-M3	FLK-LAP-QD-M4
				
FLK-SAP-MSX-SU	FLK-SAP-MDX-SU	FLK-LAP-MDX-LU	FLK-LAP-MQD-LU	
				

FC, ST, MTRJ, MU, MPO, E2000 Fiber Optic Adapters

				
FLK-FAP-QSX-FU	FLK-FAP-QSX-FA	FLK-FAP-DSX-FU	FLK-FAP-RSX-FU	FLK-FAP-FDX-FU
				
FLK-TAP-SX-TU	FLK-TAP-SX-TP	FLK-TAP-DX-TU	FLK-TAP-DX-TP	FLK-TAP-MDX-TU
				
FLK-AP-MTRJ-SM	FLK-AP-MTRJ-MM	FLK-AP-MU-SX	FLK-AP-MU-DX	
				
FLK-AP-E2-SM	FLK-AP-E2-MM	FLK-AP-E2-SMA	FLK-AP-MPO-GN	FLK-AP-MPO-BK

Metal Body Fiber Optic Adapter for SC, LC, FC, ST (Female to Female)





					
SC Simplex Adapter	SC Duplex Adapter	FC Duplex Adapter	ST Duplex Adapter	LC Duplex Adapter	LC Quad Adapter

Bare Fiber Optic Adapter

				
SC Bare Fiber Adapter D-Type	SC Bare Fiber Adapter D-Type	SC Bare Fiber Adapter D-Type		
				
SC Bare Fiber Adapter Square-Type	SC/APC Bare Fiber Adapter Square-Type	LC Bare Fiber Adapter Square-Type	FC Bare Fiber Adapter Square-Type	ST Bare Fiber Adapter Square-Type

Hybrid Fiber Optic Adapter (Female to Female)




FC to SC Hybrid Fiber Adapter (Female to Female)

			
FC to SC Simplex Hybrid Adapter	FC to SC Simplex Hybrid Adapter	FC to SC Duplex Hybrid Adapter	FC to SC Duplex Hybrid Adapter



FC to ST Hybrid Fiber Adapter (Female to Female)

		
FC to ST Simplex Hybrid Adapter	FC to ST Duplex Hybrid Adapter	FC to ST Duplex Hybrid Adapter



SC to ST Hybrid Fiber Adapter (Female to Female)

		
SC to ST Simplex Hybrid Adapter	SC to ST Duplex Hybrid Adapter	SC to ST Duplex Hybrid Adapter





LC to SC, FC, ST Hybrid Fiber Adapter (Female to Female)

					
LC-SC SX Adapter	LC-FC SX Adapter	LC-ST SX Adapter	LC-SC DX Adapter	LC-FC DX Adapter	LC-ST DX Adapter

MU to SC, FC, LC Hybrid adapter (Female to Female)







		
MU to SC Hybrid Adapter	MU to FC Hybrid Adapter	MU to LC Hybrid Adapter

E2000 to SC, FC, ST Hybrid Fiber Adapter (Female to Female)

			
E2000/UPC to SC Hybrid Adapter	E2000/UPC to FC Hybrid Adapter	E2000/APC to FC Hybrid Adapter	E2000/UPC to ST Hybrid Adapter

Hybrid Fiber Optic Adapter (Male to Female)

SC Male to FC, ST, LC Female Hybrid Fiber Optic Adapter

					
SC Male to FC Female Single mode	SC Male to FC Female Multi mode	SC Male to FC Female Single mode APC	SC Male to ST Female Single mode	SC Male to LC Female Single mode	SC Male to LC Female Multi mode

FC Male to SC, ST, LC Female Hybrid Fiber Optic Adapter

				
FC Male to SC Female SM	FC Male to SC Female APC	FC Male to ST Female SM	FC Male to LC Female SM	FC Male to LC Female MM

ST Male to SC, FC, LC Female Hybrid Fiber Optic Adapter

		
ST Male to SC Female	ST Male to FC Female	ST Male to LC Female

LC Male to SC, FC, ST Female Hybrid Fiber Optic Adapter

		
LC Male to SC Female	LC Male to FC Female	LC Male to ST Female

LC Male to SC Female Duplex Hybrid Fiber Optic Adapter

		
LC Male to SC Female Duplex (SM)	LC Male to SC Female Duplex (MM)	LC Male to SC Female Duplex (OM3)

Fiber Optic Attenuator

Fiber optic attenuator or Optical attenuator is a passive optical device that reduce the power level of an optical signal. Optical attenuator is used to attenuate the input optical power and avoid the distortion caused by the optical receiver due to the strong input optical power. The bulkhead fixed optical attenuator can be plugged into the receiver receptacle. The plug-in fixed optical attenuator provides a connector plug (male) and an adapter socket (female) to connect between fiber patch cord and fiber adapter. The inline attenuator resembles a patch cord and is typically used between the patch panel and the receiver.

1. Bulk head Type Female to Female Attenuator

SC/UPC ATT	SC/APC ATT	FC ATT	ST ATT	LC ATT	E2000/UPC ATT	E2000/APC ATT


2. Plug Type Male to Female Attenuator

SC/UPC ATT	SC/APC ATT	FC/UPC ATT	FC/APC ATT	ST Attenuator	LC/UPC ATT	LC/APC ATT
MU ATT	E2000/UPC ATT	E2000/APC ATT	MPO Loopback ATT	MPO ATT		


Specifications

Attenuation Value: 1dB ~ 30dB	
Operating Wavelength: 1240 ~ 1620nm (Dual 1310/1550nm)	
Premium	
Return Loss	UPC >55dB
	APC >65dB
Attenuation Accuracy	1 ~ 7 dB ±0.5dB
	8 ~ 12 dB ±0.7dB
	13 ~ 17 dB ±1.0dB
	18 ~ 25 dB ±1.3dB
Maximum Optical Input Power 1000mW	
Polarization Dependent Loss ≤0.1dB	
Operating Temperature Range -40 to 75	
Storage Temperature Range -40 to 85	
Humidity 95%RH	

3. FC Variable Optical Attenuator (VOA) Specifications


Operation wavelength	1310/1550nm	
Attenuation range	0-30(dB)	
Attenuation accuracy	±0.1dB	
Return Loss	≥50dB (PC) or ≥60dB (APC)	
Operating Temperature	-40 ~ 80 °C	
Storage Temperature	-40 ~ 80 °C	

4. Manual Variable Optical Attenuator (MVOA) Specifications



Parameter	1310nm	1550nm	1310/1550nm	1064nm
Operating Wavelength (nm)	1310 ± 40	1550 ± 40	1310 ± 40 & 1550± 40	1064 ± 20
Max. Attenuation Range (dB)	0.6 ~ 60	0.6 ~ 60	0.8 ~ 60	0.6 ~ 60
Insertion Loss (dB)	≤0.6	≤0.6	≤0.8	≤0.6
Return Loss (dB)	≥50			≥50
Fiber Type	SMF-28e			HI1060
Adjustment Precision (dB)	0.02			
PDL (dB)	≤0.15			
Maximum Power Handling	500mW			
Operating Temperature	-5 ~+70 °C			
Storage Temperature	-40 ~+85 °C			
Dimension	26x18x8mm			

5. Inline Fixed Optical Attenuator (FOA) Specifications

Items	Parameters	
Operating wavelength	1250~1620nm	
Attenuation Value	1dB~10dB (1dB step), 15, 20, 25, 30dB	
Connector style	FC/PC、SC/PC、FC/APC、SC/APC、LC、Customer	
Attenuation accuracy	1~9dB (±0.5dB) 10~20dB (±1.0dB) 21~30dB (±1.5dB)	
Reflection loss	≥50dB (UPC), ≥65dB (APC)	
PDL	<0.2dB	
Operating temperature	-40°C~+70°C	
Storage temperature:	-40°C~+85°C	
Thermal stability	0.3dB/°C	
Power	1W	





Fiber Optic Loopback

Fiber optic loopback is also known as loopback plug or loopback adapter, are typically used for testing the transmission capability and receiver sensitivity of network equipment. Fiber loopback cable provides system test engineers a simple but effective way of testing the transmission capability and receiver sensitivity of network equipment. Normally fiber optic loopback have different types of fiber connectors and fiber cable. SC, LC, MTRJ, E2000 and MPO Fiber loopback are common types, and SM and MM fiber types can be optional.



Features

1. Loopback cable for many test applications
2. Multimode, 50/125 or 62.5/125 fiber optic cable; Single mode, 9/125 fiber optic cable
3. SC connectors with precision ceramic ferrule for maximum optical performance
4. Molded connector to secure connection
5. Fully tested cables to ensure superior quality and durability
6. Jacket Style: PVC or LSZH
7. Operating Wavelength: 850 nm (Multimode), 1310nm (Single mode)
8. Insertion Loss: ≤ 0.30 dB (direct test)
9. Return Loss: ≥ 50 dB (SM), ≥ 20 dB (MM)

			
<p>SC Loopback</p>	<p>LC Loopback</p>	<p>SC & LC Loopback</p>	<p>MPO Loopback</p>

Fiber Field Fast Connector

Fiber Fast Connector is a perfect solution for field working and FTTH connection. It is widely used for where need to quick connection, providing a quick assembly and stable performance. When engineers work in field for installation, maintenance, repair of optical fiber, or FTTH indoor terminate, they can use it easily because it has no epoxy, no polishing.

Features

- Excellent mechanical capability
- Inside ferrule with fiber stuff and pre-polishing
- Field installable, quick connection, easy for operation
- No epoxy, no polishing, no adhesive, no electricity required
- Reliable durable and superior optical performance
- Cable Tensile complied with Telcordia GR-326-CORE

SC Fast connector

P/N: FLK-FAOC-SU01	P/N: FLK-FAOC-SU02	P/N: FLK-FAOC-SU03	P/N: FLK-FAOC-SU04	P/N: FLK-FAOC-SU05
P/N: FLK-FAOC-SA01	P/N: FLK-FAOC-SA02	P/N: FLK-FAOC-SA03	P/N: FLK-FAOC-SA04	P/N: FLK-FAOC-SA05
P/N: FLK-FAOC-SU06	P/N: FLK-FAOC-SU07	P/N: FLK-FAOC-SU08	P/N: FLK-FAOC-SU09	P/N: FLK-FAC-SUF40
P/N: FLK-FAOC-SA06	P/N: FLK-FAOC-SA07	P/N: FLK-FAOC-SA08	P/N: FLK-FAOC-SA09	P/N: FLK-FAC-SAF40

LC, FC Fast connector

P/N: FLK-FAOC-LU01	P/N: FLK-FAOC-LA01	P/N: FLK-FAOC-FU01	P/N: FLK-FAOC-FA01

Fusion Splice-on Connector (SOC)

Fusion splice-on connector (SOC) is optical fiber type quick connector, which used for splicing point inside the connector end, equivalently eliminate the pigtails when splicing. The advantage is no need additional protection after splice, such as splice tray, splice closure, distribution box. In contract to the design of mechanical splice connector, it save V-groove mechanical connector maintenance and operation cost and durable, which overturns the concept that high cost of splice machine and do not apply to FTTH construction.

Features

Field-termination connector with no epoxy or polishing required

No matching gel enables low reflection and high reliability

Splicing point is inside of the connector. No additional splicing work required

Easily assembled with one-touch, push-pull system

Used for $\phi 3.0\text{mm}$, $\phi 2.0\text{mm}$ cable and 3x2mm drop cable etc


The fusion splice position can be protected by the heat shrinkable tube inside, not easy broken

100% qualified, prolong use life, reduce the Maintenance cost

The operator can confirm if the splicing is successful by the monitor of fusion splicing machine, to make it have more stability

Specifications

Item	Fusion Splice-on Connector
Fiber Cable	3.1*2.0mm drop cable or 2.0mm, 3.0mm fiber cable
Fiber type	Single mode, G652D, G657.A2
Tight buffer diameter	250um
Ferrule Type	All Zirconica Pre-Polished Ferrules
Insertion loss	$\leq 0.3\text{dB}$ (Typical)
Return loss	UPC $\geq 50\text{dB}$, APC $\geq 60\text{dB}$
Bare fiber solid tightness	250g
Working temperature	-40°C - $+80^{\circ}\text{C}$
Tensile strength	60N(5kgs for 2mins)
Comply with Standard	TELCORDIA GR-326-CORE & TELCORDIA GR-1081-CORE



P/N: FLK-SOC-SU01



P/N: FLK-SOC-SA01



P/N: FLK-SOC-FU01

Fiber Mechanical Splicer (FMS)

Fiber Mechanical Splicer (FMS) is recommended for indoor, outdoor through and branch splicing, transition splicing between listed and non-listed cables, pigtail splicing and is ideal for emergency restoration. Incorporating a unique fiber alignment mechanism that self-centers the fibers and provides accurate alignment, MS requires minimal training and few accessories to assemble. In Average “blind” (non-tuned) splice loss is 0.15 dB to 0.3 dB. The one-part-fits-all design accommodates 3.1 x 2.0 mm Drop cable. With no adhesive or epoxy required, the assembly process involves stripping and cleaving fibers, inserting the fibers into the splice part until they touch and turning the cams to secure the fibers.

			
FLK-FMS-S1	FLK-FMS-S1H	FLK-FMS-S2	FLK-FMS-S2H

Specifications

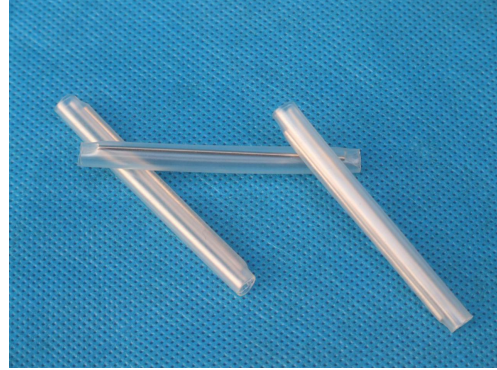
Item	Technical parameters
Application	Drop cable or Indoor cable (0.9/2.0/ 3.0mm)
Optical fiber diameter	125um (SM G652D, or G657A)
Tight buffer diameter	250um
Fiber mode	Single mode or Multi mode
Operation time	About 60s (no fiber cut)
Average Insertion loss	≤ 0.2dB (1310nm & 1550nm)
Return loss	≥40dB
Fastening strength of naked fiber	>5N
Fastening strength of naked fiber holder	>8N
Repeatability (10 times)	△ IL ≤ 0.2dB △ RL ≤ 5dB

Fusion Splice Protection Sleeve

This fiber optic protection sleeve is used for protecting and supporting the fusion splice point. It is made up of cross linked polyolefin heat-shrinkable tubes, hot melt tubes and Stainless steel needle, which is specifically designed for the protection of fiber optical closures



P/N: FPS60315



P/N: FPS45315

Features

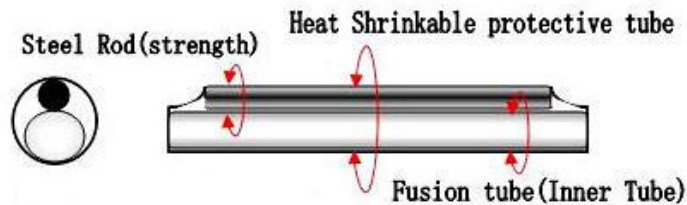
Protect connection point, improve the mechanical strength, it is most reliable way to protect the fusion.

Easy to operate, reducing the risk of fiber damage during installation

Transparent tube, it is easy to see the status of fiber optical closure

Min. shrinks temperature: 120°C; shrink very fast and very easy to installation

Work temperature high (-55°C~100°C), widely used



Product data: (Size: Diameter*length Unit: mm)

NO.	Order Number	Outer Shrink Tube Length (mm)	After shrink O.D. (mm)	Hot-melt Tube (mm)	Steel Rod (mm)
1	FPS60315	60±0.5	2.9±0.1	1.5*60	1.5*55
2	FPS45315	45±0.5	2.9±0.1	1.5*45	1.5*40
3	FPS40315	40±0.5	2.9±0.1	1.5*40	1.5*35
4	FPS60212	60±0.5	2.6±0.1	1.5*60	1.2*55
5	FPS45212	45±0.5	2.6±0.1	1.5*45	1.2*40
6	FPS40212	40±0.5	2.6±0.1	1.5*40	1.2*35
7	FPS60210	60±0.5	2.4±0.1	1.4*60	1.0*55
8	FPS60209	60±0.5	2.3±0.1	1.3*60	1.0*55
9	FPS45210	45±0.5	2.4±0.1	1.4*45	1.0*40
10	FPS40210	40±0.5	2.4±0.1	1.4*40	1.0*35
11	FPS45209	45±0.5	2.3±0.1	1.2*45	1.0*40
12	FPS45208	45±0.5	2.2±0.1	1.1*45	1.0*40

Fiber splice tray is designed to provide a place to store the fiber cables and splices and prevent them from becoming damaged or being misplaced. It is also called as splice enclosure or splice organizer. This device does not contain any technical functions, and the design is simple. Also, it has a very low price for people to afford. However, the importance of fiber splice tray for protecting fibers is significant. And the skills needed for using fiber splice tray is not as simple as you think.

Splice trays part numbers

FOST-01 (2-4 Cores)	FOST-02 (6-12 Cores)	FOST-03 (12 Cores)	FOST-04 (6 Cores)
FOST-05 (12 Cores)	FOST-06 (12 Cores)	FOST-07 (12 Cores)	FOST-08 (12 Cores)
FOST-09 (24 Cores)	FOST-10 (24 Cores)	FOST-11 (24 Cores)	FOST-12 (12 Cores)
FOST-13 (24 Cores)	FOST-14 (24 Cores)	FOST-15 (24 Cores)	FOST-16 (Drop cable 12 Cores)
FOST-17 (Drop cable 12 Cores)	FOST-18 (24 Cores)	FOST-19 (24 Cores)	FOST-20 (24 Cores)
FOST-21 (48 Cores)	FOST-22 (6 Cores)		

Fiber Test Equipment & Tools

Fiberlink offers a wide range of fiber optic test equipment and fiber installation tools for fiber optic installation, testing, repair and maintenance on fiber optic cabling system. The main fiber optic test instrument and tools have Fusion splicer, OTDR tester, Optical power meter, Optical light source, Optical multimeter, Visual fault locator, Fiber cleaver and fiber stripping tools, etc.

Fiber Test Equipment

		
<p>AV6481 Fusion Splicer</p>	<p>COMWAY-C8 Fusion Splicer</p>	<p>Fujikura-22S Fusion Splicer</p>
		
<p>FLK-OTDR-R600 OTDR Tester</p>	<p>FLK-OTDR-R620 OTDR Tester</p>	<p>FLK-OTDR-R320 OTDR Tester</p>
		
<p>FLK-FPM630 Power Meter</p>	<p>FLK-LS830 Light Source</p>	<p>FLK-OMT863 Optical Multimeter</p>
		
<p>FC-6S Sumitomo Fiber Cleaver</p>	<p>FC-6M Sumitomo Fiber Cleaver</p>	<p>FB-1688 Pro'sKit Fiber Cleaver</p>
		
<p>FLK-IDF-306 Optical Fiber Identifier</p>	<p>FLK-DS200D QAM TV Signal Level Meter</p>	<p>FLK-FIP-600P Fiber Inspection Probe</p>

Fiber Tools

		
<p>OTDR Launch Cable Box</p>	<p>OTDR Launch Cable Case</p>	<p>OTDR Launch Cable Ring</p>
		
<p>FLK-FMS-CL400X Microscope</p>	<p>FLK-VFL-P205 VFL (1-30mW)</p>	<p>FLK-VFL-650-8S VFL (50mW)</p>
		
<p>MAST 80785 Mid-Span Access Tool</p>	<p>MAST-5 Mid-Span Access Tool</p>	<p>MS-6 Mid-Span Splitter</p>
		
<p>MAST-ST15 Mid-Span Access Tool</p>	<p>MAST-ST45 Mid-Span Access Tool</p>	<p>Drop Cable Stripper</p>
		
<p>Buffer Tube Stripper 45-163</p>	<p>Buffer Tube Stripper 45-163</p>	<p>Miller IET Extraction Tool</p>
		
<p>Coaxial Cable Stripper</p>	<p>Coaxial Cable Stripper</p>	<p>Micro-Strip (MS1) Cable Stripper</p>

		
<p>Miller FTS Fiber Optic Scorer</p>	<p>Miller Fiber Optic Stripper FO-CF</p>	<p>Longitudinal Optical Fiber Stripper</p>
		
<p>Miller RCS-114 Round Cable Stripper</p>	<p>JONARD CST-1190 Cable Stripper</p>	<p>Miller ACS Armored Cable Slitter</p>
		
<p>STANLEY 84-214 6'' Wire Stripper</p>	<p>JONARD JIC-375 Three Hole Stripper</p>	<p>Miller KS-1 Kevlar Cutter</p>
		
<p>Fiber Optic Stripper CFS-2</p>	<p>Fiber Optic Stripper CFS-2-900</p>	<p>Fiber Optic Stripper FO 103-D-250</p>
		
<p>Fiber Optic Stripper FO 103-S</p>	<p>Fiber Optic Stripper FO 103-D-J</p>	<p>Fiber Optic Stripper FO 103-T-250-J</p>
		
<p>ATC-RE-01 OPTIPOP Cleaner</p>	<p>ATC-RE-OPTIPOP Cleaner</p>	<p>ATC-RE-04 OPTIPOP Cleaner</p>



Pen-Type Fiber Connector Cleaner



KIMTECH Cleaning Wipes



Sticklers Cleaning Wipes



Fiber Fusion Splicing Tool Kits



Fiberglass Duct Rodder



Fiber Connector Tool Kit

Headquarters: SHENZHEN FIBERLINK COMMUNICATION LIMITED

Add: RM 621, Bldg A, Pengnian Industrial Park, Liuxian Ave,
Nanshan District, Shenzhen City, 518055, China

Tel: +86-755-83582613 Fax: +86-755-83582381

E-mail: sales@fiberlinktech.com Website: www.fiberlinktech.com

Hongkong Office: FIBERLINK TECHNOLOGY LIMITED

Add: UNIT C, 9/F WINNING HOUSE, 72-74 WING LOK STREET,
SHEUNG WAN, HONGKONG

Tel: (852) 3110 3290 Fax: (852) 3110 3291

E-mail: sales@fiberlinktech.com

